

Handout 5A

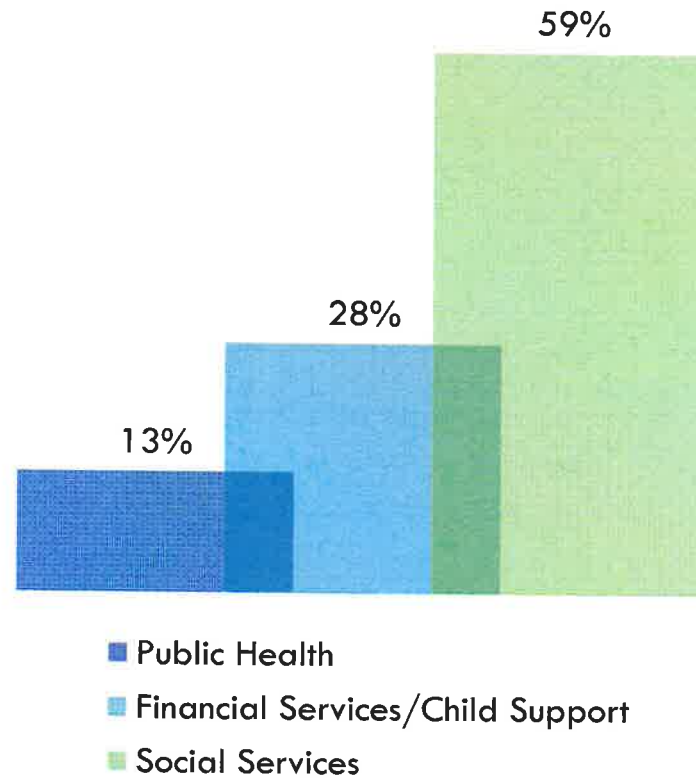


**HEALTH & HUMAN SERVICES —  
PROPOSED 2019 BUDGET**

August 28, 2018

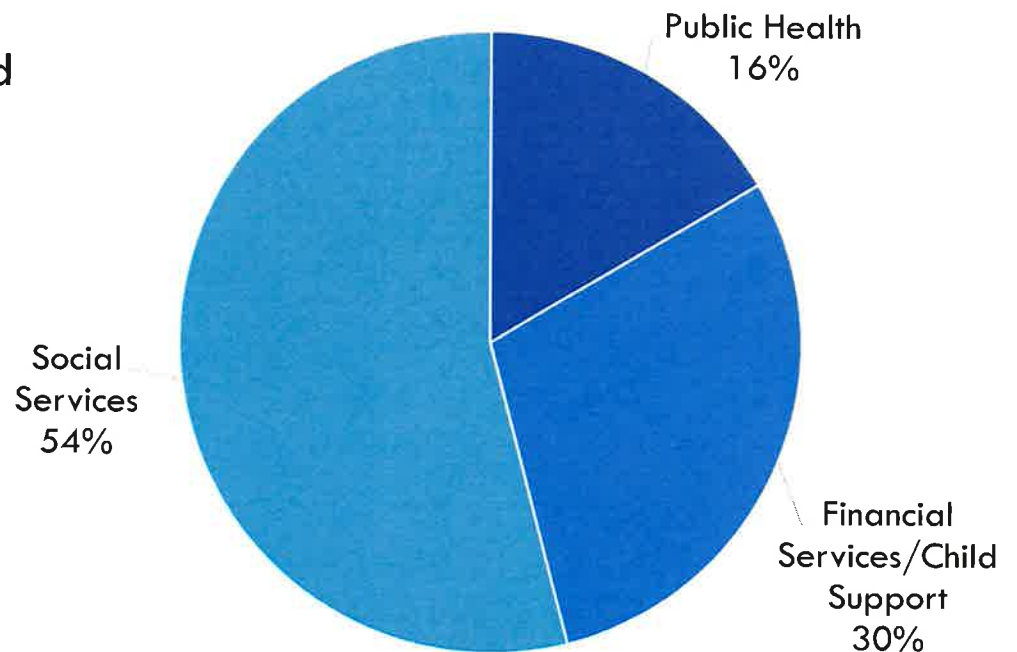
# DEPARTMENT BREAKDOWN

- Public Health
- Financial Services
  - Child Support
- Social Services
  - Children/Adult
- Majority of program areas are mandated services



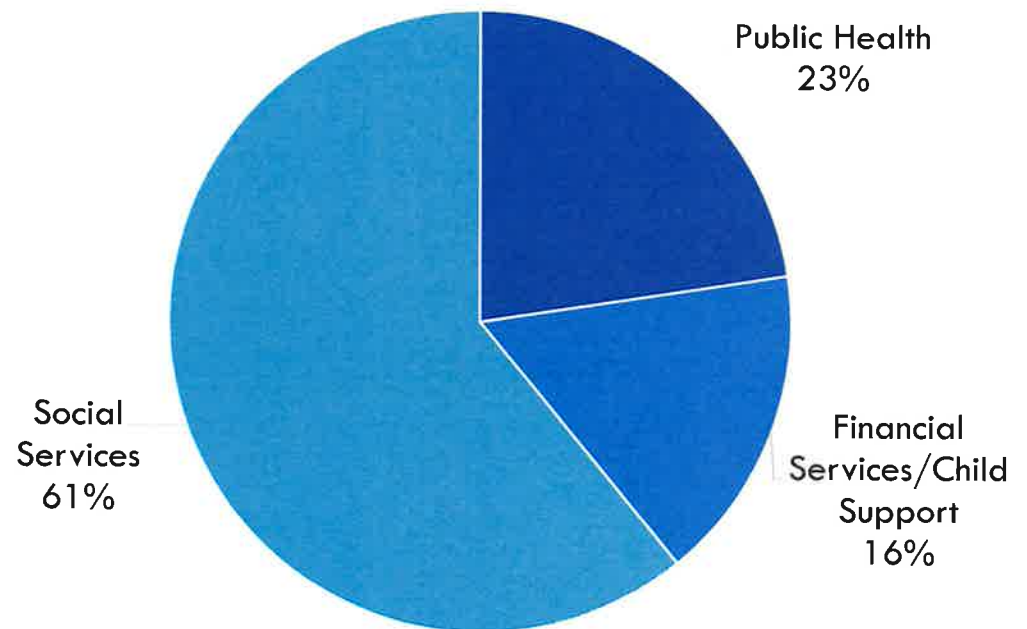
# 01 - SALARIES/BENEFITS

- All approved positions are included in the budget
- Budget Amounts:
  - Public Health - \$782,463
  - Financial Services - \$1,402,585
  - Social Services - \$2,570,379
- Increase of 3.39%
- 65.38% of Budget



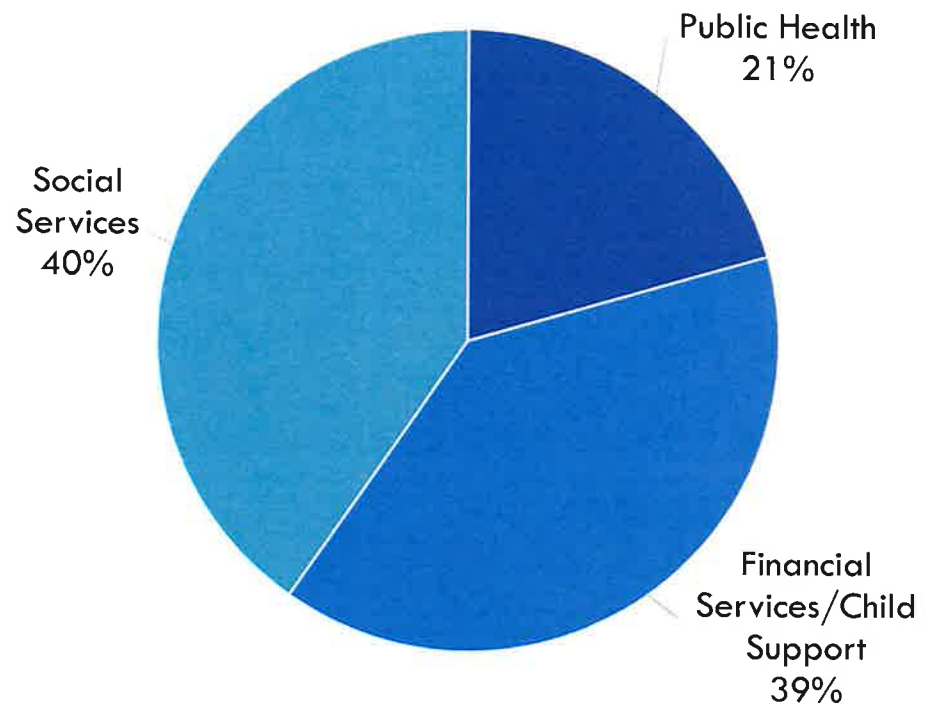
## 02 - INSURANCE

- Includes:
  - Vehicle/Liability Insurance
  - Workers Comp Insurance
- Budget Amounts:
  - Public Health - \$10,000
  - Financial Services - \$7,300
  - Social Services - \$27,000
- Slight Expected Increase for 2019
- 0.61% of Budget



## 03 - MATERIALS/SUPPLIES

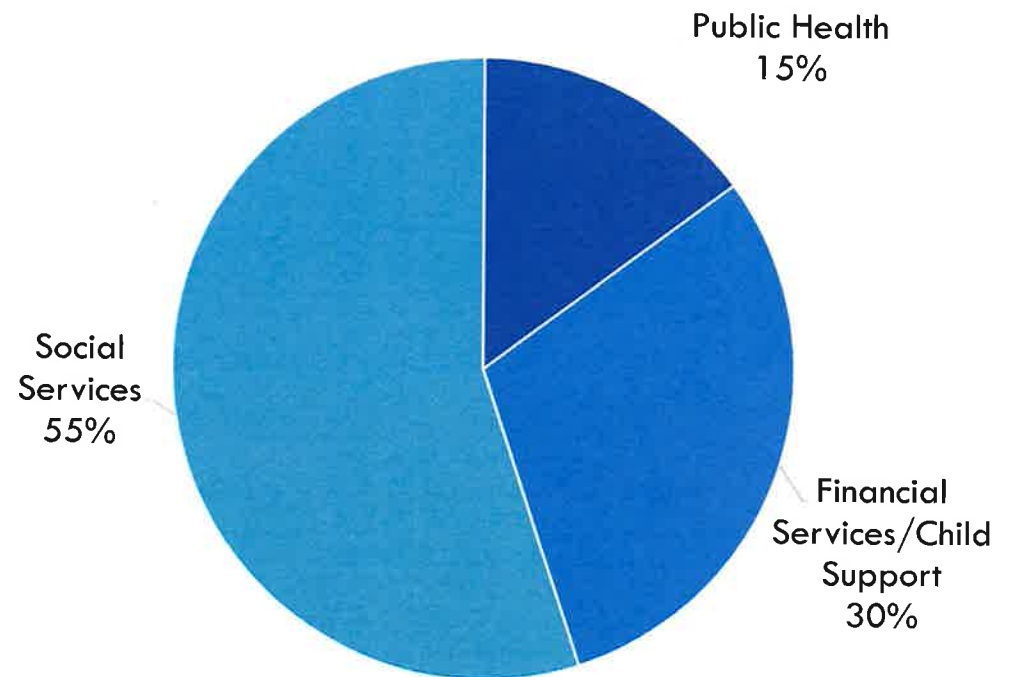
- Includes:
  - Agency Office Supplies, Postage & Computer/Monitor Replacements
- Budget Amounts:
  - Public Health - \$19,815
  - Financial Services - \$37,665
  - Social Services - \$38,815
- Increase of 11.48%
- 1.32% of Budget





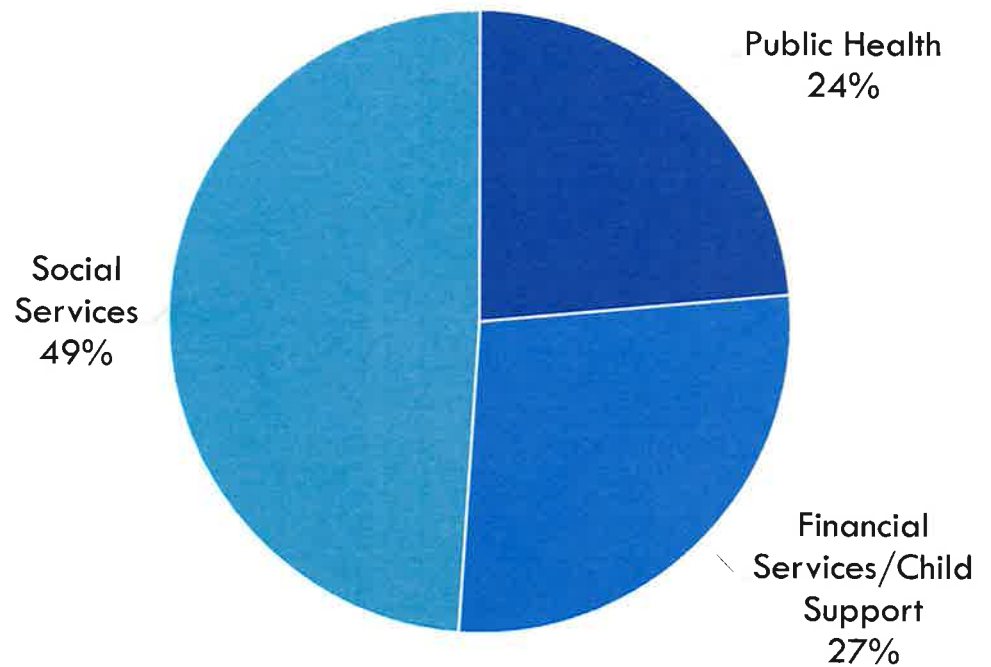
## 04 - UTILITIES

- Includes:
  - Telephone
  - Utilities – Gas & Electric
- Budget Amounts:
  - Public Health - \$10,217
  - Financial Services - \$20,800
  - Social Services - \$38,000
- Increase of 3.05%
- 0.95% of Budget



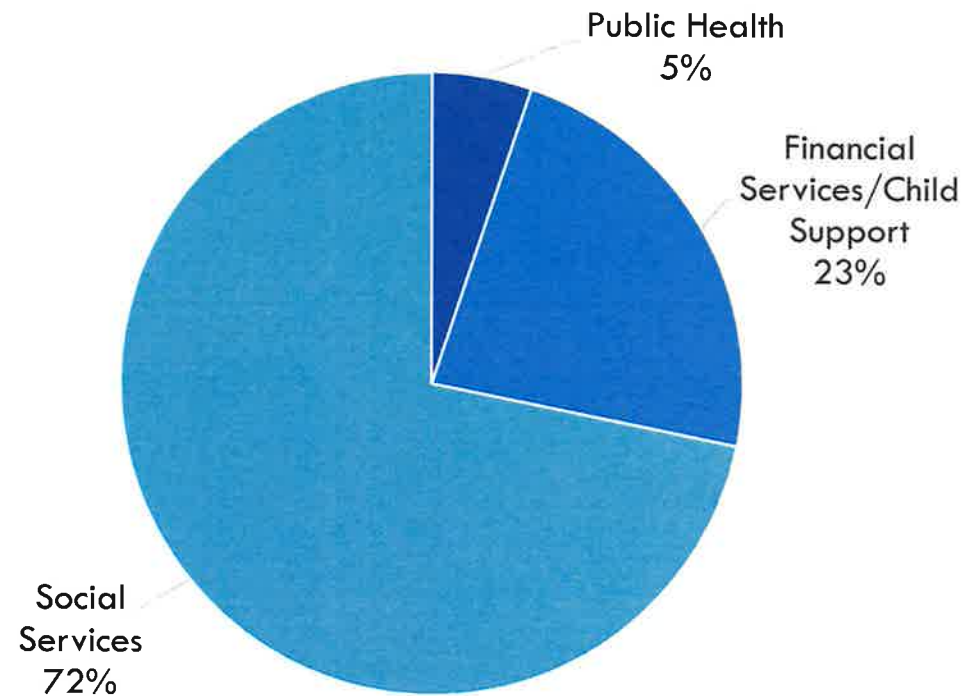
## 05 - DUES/REGISTRATION/PROFESSIONAL DEVELOPMENT

- Includes:
  - Meetings, Trainings & Conference Fees
  - Lodging/Meals
- Budget Amounts:
  - Public Health - \$8,076
  - Financial Services - \$9,420
  - Social Services - \$16,775
- Decrease of 8.76%
- 0.47% of Budget



## 06 - SERVICE AGREEMENTS/CONTRACTS

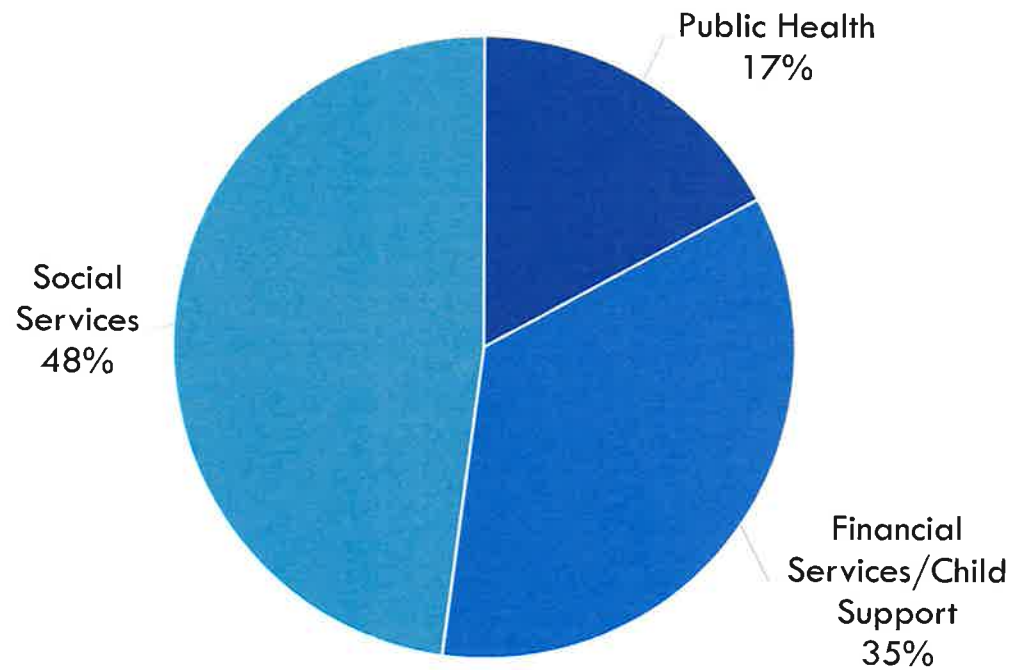
- Includes:
  - Services/Contracts
  - Program Costs
- Budget Amounts:
  - Public Health - \$110,412
  - Financial Services - \$492,770
  - Social Services - \$1,537,827
- Decrease of 1.72%
- 29.44% of Budget





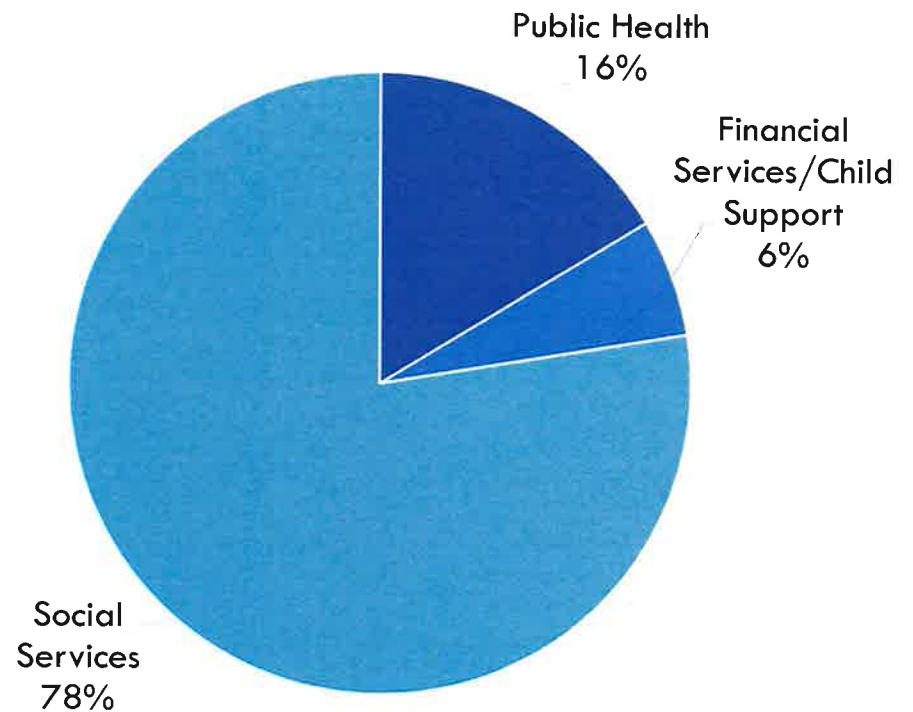
## 07 - CAPITAL CONSTRUCTION

- Includes:
  - Building Maintenance & Updates
- Budget Amounts:
  - Public Health - \$8,000
  - Financial Services - \$16,500
  - Social Services - \$22,500
- Decrease of 41.07%
- 0.65% of Budget



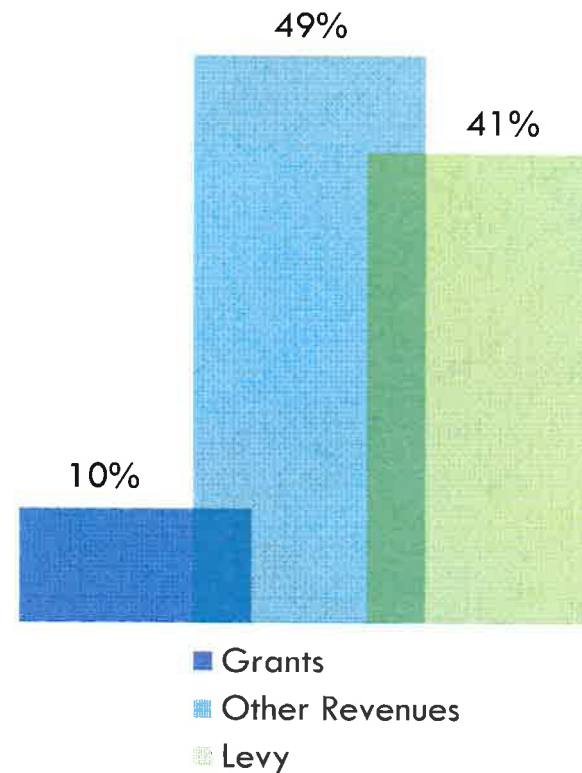
## 08 - TRANSPORTATION

- Includes:
  - Gas/Fuel Vehicle Charges
  - Mileage/Parking
- Budget Amounts:
  - Public Health - \$13,975
  - Financial Services - \$5,250
  - Social Services - \$66,550
- Decrease of 9.88%
- 1.18% of Budget



# REVENUES

- Grants - \$689,060
  - State & Federal
- Other Revenues - \$3,380,013
  - State & Federal Allocations
  - Third Party Reimbursements
- Proposed Levy - \$2,804,021
  - 4.95% Increase



# COMPARISON

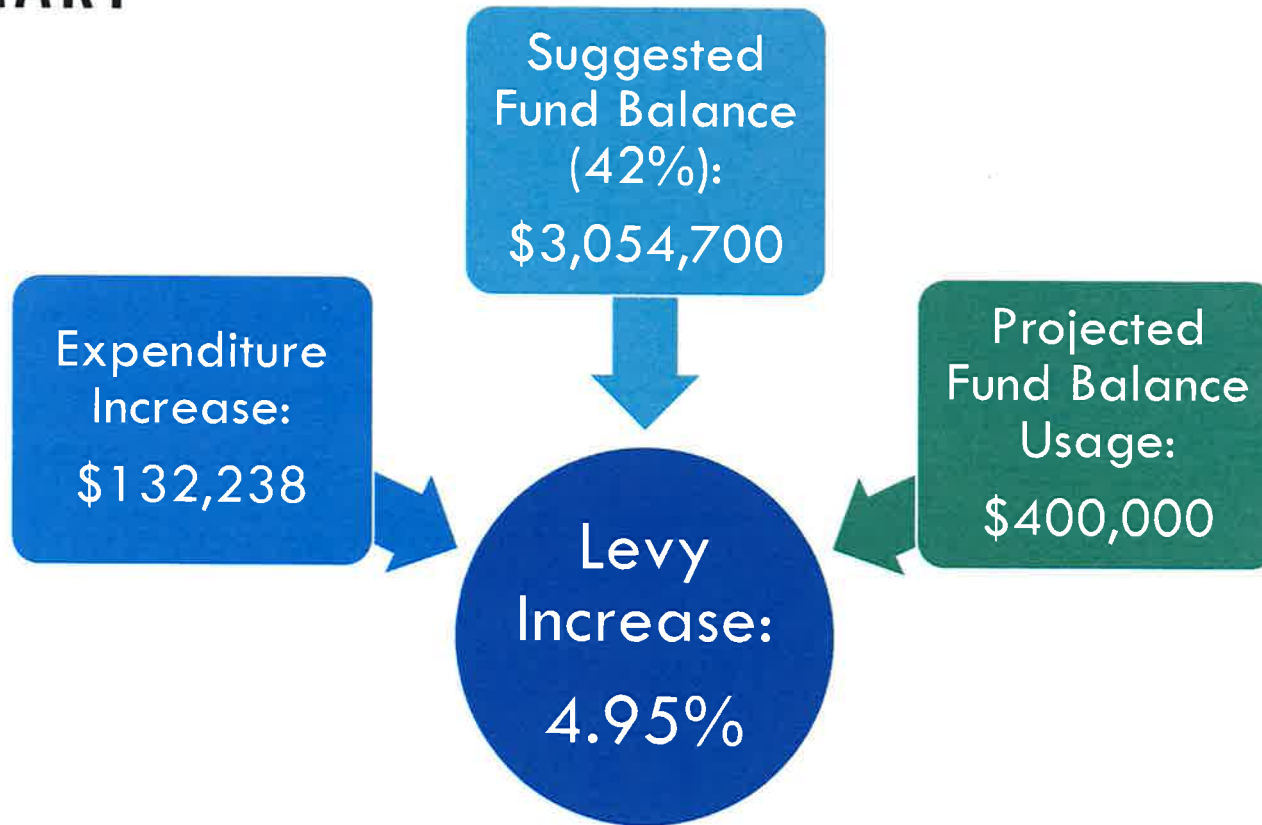
## 2018 – Approved Budget

- Expenses: \$7,177,158
  - Children’s Rule 5: \$200,000
  - Adult Residential Treatment: \$357,260
  - Building Maintenance: \$79,750
  - Salaries/Benefits: \$4,599,418
- Revenues: \$6,777,158

## 2019 – Proposed Budget

- Expenses: \$7,273,094
  - Children’s Rule 5: \$140,000
  - Adult Residential Treatment: \$340,000
  - Building Maintenance: \$47,000
  - Salaries/Benefits: \$4,755,427
- Revenues: \$6,873,094

# SUMMARY





**THANK YOU!**





**AITKIN COUNTY ADMINISTRATION**

**Aitkin County Courthouse**  
217 Second Street N.W. Room 130  
Aitkin, MN 56431  
218-927-7276  
Fax: 218-927-7374

**TO: Aitkin County Board of Commissioners**  
**FROM: Jessica Seibert, Aitkin County Administrator**  
**RE: Proposed 2019 General Government & Land Dept. Budgets**  
**DATE: August 28, 2018**

The proposed 2019 general government budget presentation will include the Land Department Budget and sixteen smaller budgets located within the General Fund. The sixteen budgets include:

Administration	Environmental Services	Miscellaneous
Assessor	Extension	Recorder
Attorney	Human Resources	SWCD/AG/Watershed
Auditor	IT	Treasurer
Commissioners	Library	
Economic Development	Maintenance	

A brief description of key changes to revenues and expenditures for each department follows. Four columns representing the 2018 budgeted amount, 2019 budgeted amount, change in budgeted amount, and percentage change in budgeted amount are reported. Also included are summary pages for each department based on previously approved categories and detailed IFS worksheets providing support for each budget.

**General Overview**

The 2019 General Courthouse budget was prepared by individual Department Heads and reviewed individually with the County Administrator. Budgets have also been reviewed by the Budget Committee where discussions continue to be held.

Salary and benefit figures are based on estimates at this time due to current contract negotiations. Estimates have been made for insurance amounts due to the fact that 2019 rates have not yet been received from MCIT or PEIP. No requests were made to add staff in 2019. Already approved position vacancies have been budgeted for.

The budget was developed using a collaborative approach with County Commissioners, the County Administrator, Department Heads, and staff. Many hours were spent researching past practices, future needs, and historical spending. The result is a budget that accurately reflects expected revenues and expenditures that are needed to supply Aitkin County residents with quality services.

**Administration:**

- 45 Motor Pool
- 52 Administration
- 53 Human Resources
- 120 Veterans Service Officer

Administration and Human Resources budgets were separated for greater transparency and oversight. Motor Pools costs have decreased and revenues increased due to a reduction in maintenance expenses and ability to receive greater trade-in values.

Revenues	(77,000.00)	(81,400.00)	(4,400.00)	5.71%
Expenditures	657,728.00	680,316.00	22,588.00	3.43%
Net	580,728.00	598,916.00	18,188.00	3.13%

**Assessor's Office:**

- 43 Assessor

Significant increase in health insurance costs due to upcoming retirement and election changes.

Revenues	(157,900.00)	(159,503.00)	(1,603.00)	1.02%
Expenditures	821,667.00	874,948.00	53,281.00	6.48%
Net	663,767.00	715,445.00	51,678.00	7.79%

**Attorney's Office:**

- 90 Attorney
- 255 Crime Victim Grant

An increase in cost of prosecution fees is reflected in the revenue line. Technology upgrades budgeted for cell phones and tablets. No significant changes in Crime Victim Grant.

Revenues	(144,221.00)	(156,070.00)	(11,849.00)	8.22%
Expenditures	1,099,159.00	1,136,817.00	37,658.00	3.43%
Net	954,938.00	980,747.00	25,809.00	2.70%

**Auditor:**

- 40 Auditor
- 41 Internal Audit

No significant increases in service costs. Reductions were made to health insurance due to staff election changes.

Revenues	(286,805.00)	(286,780.00)	25.00	-0.01%
Expenditures	747,587.00	729,355.00	(18,232.00)	-2.44%
Net	460,782.00	442,575.00	(18,207.00)	-3.06%

60 Elections

Elections costs are reduced for 2019 due to a non-election year. 50% of the regular costs of administration and equipment are budgeted to be utilized in 2020 to stabilize expenditures. Large fluctuations in this area from year to year will be eliminated by planning for expenses each year.

Revenues	(625.00)	(682.00)	(57.00)	9.12%
Expenditures	174,901.00	119,081.00	(55,820.00)	-31.92%
Net	174,276.00	118,399.00	(55,877.00)	-32.06%

**Commissioners:**

01 Commissioners

Reductions were made to healthcare, telephone, and travel. Lodging was increased to accommodate anticipated conference attendance.

Revenues	0.00	0.00	0	0
Expenditures	244,839.00	250,084.00	5,245.00	2.14%
Net	244,839.00	250,084.00	5,245.00	2.14%

**Economic Development:**

711 Economic Development

No significant changes in revenues or expenses. An "intergovernmental transfer" line item was added to reflect revenue received from the Land Dept. All salary and benefits are now reflected in this one budget rather than being split with the Land Dept.

Revenues	0.00	(61,592.95)	(61,592.95)	
Expenditures	40,787.00	102,475.25.00	61,688.25	151.24%
Net	40,787.00	40,882.30	95.30	0.23%

**Environmental Services:**

- 122 Planning & Zoning
- 390 Environmental Health
- 391 Solid Waste
- 392 Water Wells

Permit revenue increased in Planning & Zoning by \$10,000. \$45,000 planned use of fund balance in the Solid Waste budget. Vehicle purchase planned in Solid Waste as part of regular capital replacement.

Revenues	(705,743.00)	(750,343.00)	(44,600.00)	6.32%
Expenditures	841,316.00	888,103.00	46,787.00	5.56%
Net	135,573.00	137,760.00	2,187.00	1.61%

**Extension Office:**

*601 Extension*

Current three-year contract ends December, 2021. 2019 rate for services is \$73,780.00.

Revenues	0.00	0.00	0	
Expenditures	80,364.00	80,955.00	591.00	0.74%
Net	<b>80,364.00</b>	<b>80,955.00</b>	<b>591.00</b>	<b>0.74%</b>

**Information and Technology:**

*49 Information and Technology*

MCIS project planned using reserve dollars from the Assessor's Dept. \$50,000 of Recorder's Technology funds to also be utilized. Virtual host server and storage upgrades planned. Large expenditure increase represents a change in accounting using Recorder's Technology funds. This expense was accounted for in the Recorder's budget in 2018 and is now reflected in the IT budget.

Revenues	(1,000.00)	(86,742.00)	(85,742.00)	8,574.20%
Expenditures	597,641.00	717,190.00	119,549.00	20.00%
Net	<b>596,641.00</b>	<b>630,448.00</b>	<b>33,807.00</b>	<b>5.67%</b>

**Land**

- 10-921 County Development*
- 10-923 Forfeited Tax Sales*
- 11-924 Forest Resource*
- 11-925 Reforestation*
- 11-934 Memorial Forest*
- 11-935 Forest Road*
- 11-936 Gravel Pit*
- 18-937 Environmental Trust Fund*
- 21-520 Parks*

Significant projects in 2019 include: Wawina wetlands project, survey corner project, and purchase of two trucks. Accounting adjustments were made to separate the surveyor/GIS program area for greater transparency. Several forest related accounts were combined into a new account titled "Resource Management" for more streamlined reporting. Significant decrease in forfeited tax sale revenue.

Revenues	(3,027,948.00)	(2,643,898.00)	384,050.00	-12.68%
Expenditures	3,070,074.00	2,741,720.00	(328,354.00)	-10.70%
Net	<b>42,126.00</b>	<b>97,822.00</b>	<b>55,696.00</b>	<b>132.21%</b>

**Library (ECRL):** Appropriation amount budgeted is \$224,582 based on 2018 request. Request for 2019 not yet received. The state Certification of Minimum Local Support for 2019 is \$200,398.

**Courthouse Maintenance:**

110 Courthouse Maintenance  
111 Buildings

Slight increases in service charges and equipment. Decreases in inspection fees and office supplies. Capital budget includes repairs to courthouse front steps and IT windows.

Revenues	(20,000.00)	(20,000.00)	0.00	0.00%
Expenditures	478,983.00	498,244.00	19,261.00	4.02%
Net	458,983.00	478,244.00	19,261.00	4.20%

**Recorder:**

100 Recorder

No significant changes. Technology and Compliance funds not included in operating budget totals.

Revenues	(105,500.00)	(105,500.00)	0.00	0.00%
Expenditures	228,889.00	235,217.00	6,328.00	2.76%
Net	123,389.00	129,717.00	6,328.00	5.13%

**SWCD, AG & Watershed:**

600 Ag Society, Soil & Water, Ag Inspector

No changes.

Revenues	0.00	0.00	0	
Expenditures	133,803.00	133,803.00	0	0.00%
Net	133,803.00	133,803.00	0	0.00%

**Treasurer's Office:**

42 Treasurer

Increase planned in office equipment costs to replace aging computers.

Revenues	(29,400.00)	(30,400.00)	(1,000.00)	3.40%
Expenditures	270,044.00	282,779.00	12,735.00	4.72%
Net	240,644.00	252,379.00	11,735.00	4.88%

### **Additional Notes:**

- The preliminary levy is proposed to be adopted at the September 11<sup>th</sup> Board meeting. If needed, the Board may choose to postpone the adoption of the preliminary levy until the September 25<sup>th</sup> Board Meeting. State law requires the County Board to adopt a preliminary levy prior to September 30<sup>th</sup>.
- A five-year capital plan will be finalized and presented to the Board in the near future.
- A presentation has been made to department heads on the benefits of Enterprise Fleet Management Services. Research is ongoing with the Highway Department and Sheriff's Department to determine potential benefits to Aitkin County.
- Human Resources would like to explore the following service options:
  - HRIS system that would allow employees to update their information and benefit elections online (Initial cost - \$10,000 + programming time, \$3,624 per year)
  - Re-evaluate ten jobs per year to keep job classification system current (\$3,500 per year)
  - Implementation of an online safety data sheet system (\$4,000 per year)
- Initial scanning projects were completed in the Recorder's office, Planning & Zoning, and Assessor's Departments. There remains a great deal of scanning to be completed in most departments. The 2019 budget does not address additional scanning projects.
- 2019 program aid reduced by \$13,577 to \$752,762 (County Need Aid & County Tax Base Equalization Aid)



# Aitkin County



## USER- SELECTED BUDGET REPORT

Options: 1 = Budget Amount, 2 = Yearly Amount, 3 = Dashed Lines, 4 = Estimated

Page Break Option: 1 1 - Page Break by FUND  
2 2 - Page Break by DEPT  
3 3 - Page Break by PROGRAM

Column Selector 2 2 2 1 1

Column Headings: 2016 Actuals 2017 Actuals 2018 YTD Actuals ADOPTED 2018 PROPOSE 2019

Line Spacing: 1 1 - Single Spaced  
2 2 - Double Spaced

Year: 2016 2017 2018  
Months: 01 Thru 12 01 Thru 12 01 Thru 07

Print Subtotal By FUND N  
Print Subtotal By DEPT Y  
Print Subtotal By PROGRAM N  
Print Subtotal By Object Rang N

Report Basis: 1 1 - Cash  
2 - Modified Accrual  
3 - Full Accrual

Include on the Report 1 1 - All G/L Accounts  
2 - Only G/L Accounts with Budget Amt.  
3 - Only G/L Accounts without Budget Amt.  
4 - Only Budget Accounts with zero Amt.  
5 - Only Active G/L Accounts

Include Zero Dollar Accts: N  
Round Amounts: Y  
Save Report: N

Comment:

# Aitkin County

USER- SELECTED BUDGET REPORT



01 FUND General Fund

Report Basis: Cash

<u>Account Number</u>		<u>Account Description</u>	2016 <u>Actuals</u> Mo. 01 - 12	2017 <u>Actuals</u> Mo. 01 - 12	2018 YTD <u>Actuals</u> Mo. 01 - 07	ADOPTED <u>2018</u>	PROPOSED <u>2019</u>	
001	DEPT	Commissioners						
		01-001-000-0000-6101	Salaries	158,575	154,033	88,874	151,265	156,559
		01-001-000-0000-6108	Meals (Not Overnight)	0	105	137	0	100
		01-001-000-0000-6124	Medicare- Employer 1.45%	2,123	2,100	1,181	2,257	2,270
		01-001-000-0000-6148	Employer Deduct Contribution- HS/	7,000	5,792	1,902	8,780	8,760
		01-001-000-0000-6149	Employer Deduct Contribution- Vet	0	0	1,318	0	2,260
		01-001-000-0000-6150	Health Insurance- Employer	39,480	26,840	18,969	38,018	33,934
		01-001-000-0000-6152	Life Insurance- Employer	312	316	174	328	299
		01-001-000-0000-6162	Pera- Dcp 5%	7,542	7,564	4,364	7,783	7,828
		01-001-000-0000-6168	NACO Deferred Comp ER in Lieu H.	3,350	2,750	1,604	2,800	2,750
		01-001-000-0000-6205	Postage	31	12	17	50	50
		01-001-000-0000-6230	Printing, Publishing & Adv	1,941	3,062	1,586	2,500	2,500
		01-001-000-0000-6241	Registration Fee	5,952	4,130	2,155	4,800	6,300
		01-001-000-0000-6250	Telephone	2,598	1,742	956	3,500	2,420
		01-001-000-0000-6330	Transportation & Travel & Parking	13,099	13,754	4,293	15,500	14,400
		01-001-000-0000-6332	Hotel / Motel Lodging	6,536	5,240	3,593	4,500	6,704
		01-001-000-0000-6340	Meals (Overnight)	528	442	119	400	400
		01-001-000-0000-6352	Insurance	1,470	1,174	1,024	985	1,150
		01-001-000-0000-6353	Workers Compensation Insurance	856	767	624	623	650
		01-001-000-0000-6405	Office & Computer Supplies	264	497	24	750	750
		01-001-000-0000-6625	Office Equipment	224	1,691	0	0	0
DEPT	001	Commissioners	Revenue					
			Expend.	251,881	232,011	132,914	244,839	250,084
			Net	251,881	232,011	132,914	244,839	250,084
012	DEPT	Court Administration						
		01-012-000-0000-5512	Costs Of Prosecution	1,210 -	0	0	0	0
		01-012-000-0000-5603	Child Support Motion Fee	80 -	63 -	20 -	0	0
		01-012-000-0000-5840	Misc Receipts	1,308 -	6,977 -	3,385 -	1,300 -	1,800 -
		01-012-000-0000-6205	Postage	1,240	1,043 -	594	1,000	1,000
		01-012-000-0000-6232	Attorney Services	74,431	82,803	56,333	80,000	80,000
		01-012-000-0000-6250	Telephone	399 -	66	775	0	0
		01-012-000-0000-6252	Witnesses	4,307	115	0	10,000	5,500
		01-012-000-0000-6625	Office Equipment	0	3,849	0	0	5,000
DEPT	012	Court Administration	Revenue	2,598 -	7,040 -	3,405 -	1,300 -	1,800 -
			Expend.	79,579	85,790	57,702	91,000	91,500

# Aitkin County

## USER-SELECTED BUDGET REPORT



Report Basis: Cash

<u>Account Number</u>	<u>Account Description</u>	<u>2016</u> <u>Actuals</u> <u>Mo. 01 - 12</u>	<u>2017</u> <u>Actuals</u> <u>Mo. 01 - 12</u>	<u>2018 YTD</u> <u>Actuals</u> <u>Mo. 01 - 07</u>	<u>ADOPTED</u> <u>2018</u>	<u>PROPOSED</u> <u>2019</u>
	<b>Net</b>	76,981	78,750	54,297	89,700	89,700
040 DEPT Auditor						
01-040-000-0000-5076	Judgement Costs	13,457 -	17,629 -	9,710 -	16,000 -	16,000 -
01-040-000-0000-5081	Mortgage Registry- 3%	8,686 -	9,138 -	5,877 -	9,000 -	9,000 -
01-040-000-0000-5095	1% Cons Forf Sales - Fees	74 -	138 -	0	0	0
01-040-000-0000-5115	Auctioneers Licenses	80 -	140 -	100 -	120 -	120 -
01-040-000-0000-5116	1/2 Beer License	195 -	195 -	150 -	200 -	200 -
01-040-000-0000-5119	Liquor Licenses	49,810 -	52,280 -	14,670 -	50,000 -	50,000 -
01-040-000-0000-5124	Fireworks Permit	12 -	14 -	6 -	10 -	10 -
01-040-000-0000-5125	Precious Metal Licenses	0	0	0	25 -	0
01-040-000-0000-5132	Cigarette License Fees	1,500 -	1,400 -	1,300 -	1,500 -	1,500 -
01-040-000-0000-5517	Fees For Services	5,180 -	4,384 -	1,464 -	2,500 -	2,500 -
01-040-000-0000-5518	Tax Search Ms 297.14	0	120 -	0	100 -	100 -
01-040-000-0000-5519	Lien Release Ditch & Hwy	240 -	405 -	225 -	250 -	250 -
01-040-000-0000-5590	Auditor Fee- Clerical FTS Sales & Fe	60,000 -	30,000 -	0	30,000 -	30,000 -
01-040-000-0000-5840	Misc Receipts	40 -	2,257 -	365 -	300 -	300 -
01-040-000-0000-5868	Tint Rmb From Schools/City/Town	7,503 -	6,959 -	877 -	7,000 -	7,000 -
01-040-000-0000-6101	Salaries- Full Time	292,268	323,973	185,348	294,575	295,677
01-040-000-0000-6102	Salaries- - Part Time	5,166	0	475	0	0
01-040-000-0000-6108	Meals (Not Overnight)	35	60	31	100	100
01-040-000-0000-6109	Overtime- Salaries	14,380	5,337	1,459	3,000	3,000
01-040-000-0000-6124	Medicare- Employer 1.45%	4,423	4,605	2,651	4,315	4,331
01-040-000-0000-6148	Employer Deduct Contribution- HS	5,710	13,083	3,925	12,300	13,770
01-040-000-0000-6150	Health Insurance- Employer	31,843	46,537	14,306	43,130	21,139
01-040-000-0000-6152	Life Insurance- Employer	309	302	136	325	224
01-040-000-0000-6154	Long Term Disability- Employer	175	256	126	283	238
01-040-000-0000-6159	Pera 7.25%	22,340	24,339	13,220	22,318	22,401
01-040-000-0000-6165	Fica- Employer 6.20%	18,916	19,691	11,334	18,450	18,518
01-040-000-0000-6205	Postage	9,770	9,454	1,851	10,000	10,000
01-040-000-0000-6208	Training/Education	67	173	0	250	250
01-040-000-0000-6230	Printing, Publishing & Adv	27,484	35,349	39,900	39,000	39,000
01-040-000-0000-6231	Services, Labor, Contracts	19,038	30,556	25,518	27,000	27,000
01-040-000-0000-6240	Dues	720	0	380	400	400
01-040-000-0000-6241	Registration Fee	5,327	625	775	530	1,000
01-040-000-0000-6250	Telephone	518	317	123	700	500

# Aitkin County

## USER- SELECTED BUDGET REPORT



Report Basis: Cash

<u>Account Number</u>	<u>Account Description</u>	2016 <u>Actuals</u> <u>Mo. 01 - 12</u>	2017 <u>Actuals</u> <u>Mo. 01 - 12</u>	2018 YTD <u>Actuals</u> <u>Mo. 01 - 07</u>	<u>ADOPTED</u> <u>2018</u>	<u>PROPOSED</u> <u>2019</u>
01-040-000-0000-6330	Transportation & Travel	808	741	386	800	0
01-040-000-0000-6332	Hotels / Motels	582	522	374	800	800
01-040-000-0000-6340	Meals (Overnight)	17	3	0	50	100
01-040-000-0000-6352	Insurance	1,470	1,174	1,024	985	1,025
01-040-000-0000-6353	Workers Compensation Insurance	652	738	736	952	760
01-040-000-0000-6356	License Fees	21	38	0	0	0
01-040-000-0000-6405	Office & Computer Supplies	2,472	4,286	2,650	3,700	3,700
01-040-000-0000-6511	Gas And Oil	0	0	20	100	100
01-040-000-0000-6590	Repair & Maintenance Supplies	0	17	0	25	25
01-040-000-0000-6625	Office Equipment	434	0	0	3,000	3,000
01-040-021-0000-5504	G & F License Fee	809 -	891 -	462 -	1,000 -	1,000 -
01-040-021-0000-5520	Drivers License Fees	34,832 -	35,058 -	18,189 -	25,000 -	25,000 -
01-040-021-0000-5522	Motor Vehicle License/Tab Fees	119,189 -	119,748 -	77,077 -	125,000 -	125,000 -
01-040-021-0000-5523	DNR/License Tab Fees	16,186 -	15,247 -	13,571 -	17,500 -	17,500 -
01-040-021-0000-5840	Misc Receipts	1,284 -	671 -	491 -	1,300 -	1,300 -
01-040-021-0000-6101	Salaries- Full Time	87,254	75,714	60,165	114,960	118,969
01-040-021-0000-6102	Wages- Part Time	13,156	0	0	0	0
01-040-021-0000-6108	Meals (Not Overnight)	0	0	93	50	50
01-040-021-0000-6109	Overtime	12,414	6,582	6,157	3,000	3,000
01-040-021-0000-6124	Medicare- Employer 1.45%	1,625	1,063	868	1,710	1,725
01-040-021-0000-6148	Employer Deduct Contribution- HS	1,833	4,937	4,714	6,780	8,780
01-040-021-0000-6150	Health Insurance- Employer	12,138	13,626	17,630	34,236	35,827
01-040-021-0000-6152	Life Insurance- Employer	95	77	78	197	142
01-040-021-0000-6159	Pera Co- Or 7.25%	7,166	6,098	4,974	8,847	8,923
01-040-021-0000-6165	Fica- Employer 6.20%	6,947	4,546	3,711	7,314	7,376
01-040-021-0000-6168	NACO Deferred Comp ER in Lieu H	1,593	0	0	0	0
01-040-021-0000-6205	Postage	1,220	1,212	600	1,000	1,000
01-040-021-0000-6208	Training/Education	0	0	0	400	400
01-040-021-0000-6230	Printing, Publishing & Adv	1,304	1,264	1,118	1,100	1,100
01-040-021-0000-6231	Services, Labor, Contracts	687	509	348	500	500
01-040-021-0000-6240	Dues	253	278	278	300	300
01-040-021-0000-6241	Registration Fee	0	120	0	50	50
01-040-021-0000-6250	License Center- Phone	4,070	5,442	4,041	3,500	3,500
01-040-021-0000-6267	Unemployment Compensation	0	1,623	0	0	0
01-040-021-0000-6301	Rentals	9,750	9,975	5,775	9,900	9,900
01-040-021-0000-6330	Transportation/Travel/Parking (Ow	0	0	0	100	100

# Aitkin County

## USER- SELECTED BUDGET REPORT



01 FUND General Fund

Report Basis: Cash

<u>Account Number</u>		<u>Account Description</u>	2016 <u>Actuals</u> <u>Mo. 01 - 12</u>	2017 <u>Actuals</u> <u>Mo. 01 - 12</u>	2018 YTD <u>Actuals</u> <u>Mo. 01 - 07</u>	<u>ADOPTED</u> <u>2018</u>	<u>PROPOSED</u> <u>2019</u>
01-040-021-0000-6332		Hotel / Motel Lodging	0	0	0	725	725
01-040-021-0000-6352		Insurance	735	704	614	591	625
01-040-021-0000-6353		Workers Compensation Insurance	219	276	276	229	295
01-040-021-0000-6405		Office & Computer Supplies	2,746	1,999	1,891	1,800	1,800
01-040-021-0000-6511		Gas And Oil	4	0	18	10	10
01-040-021-0000-6590		Repair & Maintenance Supplies	0	0	15	0	0
01-040-021-0000-6625		Office Equipment & Other Equipme	489	175	0	1,200	1,200
DEPT 040 Auditor		<b>Revenue</b>	319,077 -	296,674 -	144,534 -	286,805 -	286,780 -
		<b>Expend.</b>	630,643	658,396	420,112	685,587	673,355
		<b>Net</b>	311,566	361,722	275,578	398,782	386,575
041 DEPT Internal Audit							
01-041-000-0000-6231		Services, Labor, Etc	67,141	56,922	24,087	62,000	56,000
DEPT 041 Internal Audit		<b>Revenue</b>					
		<b>Expend.</b>	67,141	56,922	24,087	62,000	56,000
		<b>Net</b>	67,141	56,922	24,087	62,000	56,000
042 DEPT Treasurer							
01-042-000-0000-5079		3% State Deed Tax	11,313 -	12,114 -	5,849 -	7,000 -	8,000 -
01-042-000-0000-5095		1% Cons Forf Sales- Fees	74 -	138 -	0	0	0
01-042-000-0000-5518		Tax Search Ms 297.14	80 -	410 -	100 -	0	0
01-042-000-0000-5524		Handling Fee (Nfs Check)	830 -	760 -	405 -	400 -	400 -
01-042-000-0000-5840		Misc Receipts	20,766 -	23,124 -	11,079 -	20,000 -	20,000 -
01-042-000-0000-5868		Tint Rmb From Schools/City/Town	2,836 -	2,640 -	332 -	2,000 -	2,000 -
01-042-000-0000-6101		Salaries- Full Time	154,941	160,247	95,833	165,728	170,841
01-042-000-0000-6108		Meals (Not Overnight)	24	27	9	80	80
01-042-000-0000-6109		Overtime- Salaries	254	112	319	500	500
01-042-000-0000-6124		Medicare- Employer 1.45%	2,053	2,225	1,328	2,403	2,477
01-042-000-0000-6148		Employer Deduct Contribution- HS,	7,700	8,780	5,122	8,780	8,780
01-042-000-0000-6150		Health Insurance- Employer	33,468	31,866	18,969	32,518	33,934
01-042-000-0000-6152		Life Insurance- Employer	150	149	83	197	142
01-042-000-0000-6159		Pera 7.25%	11,639	11,984	7,125	12,430	12,813
01-042-000-0000-6165		Fica- Employer 6.20%	8,779	9,515	5,680	10,275	10,592
01-042-000-0000-6205		Postage	12,332	12,603	9,123	10,000	12,000
01-042-000-0000-6231		Services, Labor, Contracts	9,865	11,272	5,884	14,862	14,800
01-042-000-0000-6240		Dues	720	0	360	400	400

# Aitkin County

## USER- SELECTED BUDGET REPORT



Report Basis: Cash

<u>Account Number</u>		<u>Account Description</u>	2016 <u>Actuals</u> <u>Mo. 01 - 12</u>	2017 <u>Actuals</u> <u>Mo. 01 - 12</u>	2018 YTD <u>Actuals</u> <u>Mo. 01 - 07</u>	<u>ADOPTED</u> <u>2018</u>	<u>PROPOSED</u> <u>2019</u>
01-042-000-0000-6241		Registration Fee	480	405	55	400	400
01-042-000-0000-6250		Telephone	280	136	75	500	300
01-042-000-0000-6330		Transportation & Travel	820	712	249	600	600
01-042-000-0000-6332		Hotel / Motel Lodging	1,766	1,300	1,070	1,000	1,000
01-042-000-0000-6340		Meals (Overnight)	232	113	76	100	100
01-042-000-0000-6352		Insurance	882	704	614	591	600
01-042-000-0000-6353		Workers Compensation Insurance	336	388	373	351	370
01-042-000-0000-6405		Office & Computer Supplies	6,322	3,999	2,742	5,579	5,500
01-042-000-0000-6511		Gas And Oil	18	5	0	50	50
01-042-000-0000-6625		Office Equipment	1,303	1,540	823	2,700	6,500
DEPT 042	Treasurer	<b>Revenue</b>	<b>35,899 -</b>	<b>39,186 -</b>	<b>17,765 -</b>	<b>29,400 -</b>	<b>30,400 -</b>
		<b>Expend.</b>	<b>254,364</b>	<b>258,082</b>	<b>155,912</b>	<b>270,044</b>	<b>282,779</b>
		<b>Net</b>	<b>218,465</b>	<b>218,896</b>	<b>138,147</b>	<b>240,644</b>	<b>252,379</b>
043	DEPT Assessor						
01-043-000-0000-5526		Assessor Township Assessment	157,322 -	164,526 -	150,894 -	150,900 -	152,003 -
01-043-000-0000-5840		Misc Receipts	9,408 -	8,908 -	3,785 -	7,000 -	7,500 -
01-043-000-0000-6101		Salaries- Full Time	528,391	511,750	306,179	540,695	563,546
01-043-000-0000-6102		Salaries- - Part Time	0	0	4,777	0	0
01-043-000-0000-6108		Meals (Not Overnight)	141	107	87	200	200
01-043-000-0000-6109		Overtime- Salaries	0	42	702	100	100
01-043-000-0000-6124		Medicare- Employer 1.45%	7,139	6,924	4,213	7,840	8,171
01-043-000-0000-6148		Employer Deduct Contribution- HS:	23,210	26,224	15,366	26,416	30,600
01-043-000-0000-6150		Health Insurance- Employer	87,375	84,950	50,927	94,998	124,724
01-043-000-0000-6152		Life Insurance- Employer	556	531	297	657	560
01-043-000-0000-6154		Long Term Disability- Employer	273	269	195	401	341
01-043-000-0000-6159		Pera Co- Or 7.25%	39,175	37,923	22,572	40,553	42,266
01-043-000-0000-6165		Fica- Employer 6.20%	30,524	29,607	18,015	33,523	34,940
01-043-000-0000-6205		Postage	6,416	6,162	5,901	6,500	6,500
01-043-000-0000-6208		Training/Education	3,053	2,663	1,385	2,800	4,500
01-043-000-0000-6230		Printing, Publishing & Adv	5,806	6,380	5,552	6,500	6,500
01-043-000-0000-6231		Services, Labor, Contracts	4,163	1,805	1,149	4,000	3,000
01-043-000-0000-6232		Attorney Services	0	0	0	5,000	3,000
01-043-000-0000-6240		Dues & License Renewal	1,696	1,723	2,005	1,800	2,300
01-043-000-0000-6250		Telephone	5,014	4,788	2,774	5,800	5,800
01-043-000-0000-6272		Physical Examinations	0	0	0	500	500



# Aitkin County

## USER-SELECTED BUDGET REPORT



01 FUND General Fund

Report Basis: Cash

<u>Account Number</u>			<u>2016</u>	<u>2017</u>	<u>2018 YTD</u>	<u>ADOPTED</u>	<u>PROPOSED</u>
<u>Account Description</u>			<u>Actuals</u>	<u>Actuals</u>	<u>Actuals</u>	<u>2018</u>	<u>2019</u>
			<u>Mo. 01 - 12</u>	<u>Mo. 01 - 12</u>	<u>Mo. 01 - 07</u>		
01-043-000-0000-6302	Car Maintenance		2,598	2,108	221	2,500	2,500
01-043-000-0000-6330	Transportation & Travel & Parking		581	537	77	700	700
01-043-000-0000-6332	Hotel / Motel Lodging		2,045	1,701	311	1,100	2,200
01-043-000-0000-6340	Meals (Overnight)		396	300	49	600	800
01-043-000-0000-6352	Insurance		5,983	4,661	4,944	4,250	5,500
01-043-000-0000-6353	Workers Compensation Insurance		6,292	7,291	7,433	7,834	7,800
01-043-000-0000-6359	Wrecker Service		0	0	100	200	200
01-043-000-0000-6374	Auto & Trailer License		96	0	126	100	100
01-043-000-0000-6405	Office, Film & Computer Supplies		5,835	7,029	4,634	6,000	6,500
01-043-000-0000-6511	Gas And Oil		3,922	4,920	2,758	6,000	6,000
01-043-000-0000-6590	Repair & Maintenance Supplies		0	0	0	100	100
01-043-000-0000-6620	Auto, Trailers, Snowmobiles		0	28,170	14,972	14,000	0
01-043-000-0000-6625	Office Equipment		10,003	0	0	0	5,000
DEPT 043	Assessor	Revenue	166,730 -	173,434 -	154,679 -	157,900 -	159,503 -
		Expend.	780,683	778,565	477,721	821,667	874,948
		Net	613,953	605,131	323,042	663,767	715,445
044	DEPT Central Services						
01-044-000-0000-5204	PERA RATE REIMBURSEMENT		23,383 -	23,383 -	11,692 -	23,384 -	23,384 -
01-044-000-0000-5403	Cost Allocation Reimbursement		129,834 -	136,291 -	67,688 -	128,000 -	128,000 -
01-044-000-0000-5791	Interest Income		280,460 -	300,815 -	221,815 -	300,000 -	300,000 -
01-044-000-0000-5840	Misc Receipts		144,624 -	4,210 -	375 -	0	0
01-044-000-0000-5841	Mcit Dividend		43,724 -	25,170 -	0	25,170 -	25,170 -
01-044-000-0000-5947	Transfer In From Other Funds		14,639 -	6,810 -	0	0	0
01-044-000-0000-6150	Health Insurance- Employer		25,238 -	16,366 -	0	0	0
01-044-000-0000-6205	Postage		0	0	0	2,500	0
01-044-000-0000-6231	Services, Labor, Contracts		49,865	52,019	55,537	100,000	100,000
01-044-000-0000-6250	Telephone		528 -	63	47	200	0
01-044-000-0000-6299	Employee Training		443	850 -	0	0	0
01-044-000-0000-6350	Central Svcs Per Diem (Cac)		0	0	0	0	200
01-044-000-0000-6352	Insurance		16,110	14,314	13,478	13,505	13,500
01-044-000-0000-6353	Workers Compensation Insurance		161	0	0	0	0
01-044-000-0000-6405	Office & Computer Supplies		1,578 -	397	398	0	0
01-044-000-0000-6801	Appropriations		0	0	0	2,000	2,000
01-044-000-0000-6804	ANGELS appropriation		0	0	0	0	45,000
01-044-000-0000-6842	Mississippi Headwaters Approp.		0	0	0	0	1,500

# Aitkin County

## USER- SELECTED BUDGET REPORT



Report Basis: Cash

<u>Account Number</u>	<u>Account Description</u>	2016 <u>Actuals</u> <u>Mo. 01 - 12</u>	2017 <u>Actuals</u> <u>Mo. 01 - 12</u>	2018 YTD <u>Actuals</u> <u>Mo. 01 - 07</u>	<u>ADOPTED</u> <u>2018</u>	<u>PROPOSED</u> <u>2019</u>	
01-044-000-0000-6844	MN Rural Counties Caucus	2,100	2,100	2,300	2,100	2,300	
01-044-000-0000-6845	Assoc of MN Counties	9,574	9,718	9,893	9,893	9,893	
01-044-000-0000-6846	Arrowhead Counties approp	2,750	0	2,750	2,750	2,750	
01-044-000-0000-6847	Support within Reach	0	0	500	500	1,500	
01-044-000-0000-6848	AEOA Rural Rides Program	0	0	0	5,000	5,000	
01-044-000-0000-6900	Transfers	663,127	0	0	0	0	
01-044-048-0000-6205	Postage	1,947 -	1,638	578 -	0	0	
01-044-048-0000-6301	Postage Rentals	2,293	2,293	1,147	1,700	1,700	
01-044-048-0000-6405	Postage Supplies	520	384	182	0	0	
01-044-100-0000-5001	Property Taxes - Current	6,543,917 -	6,837,273 -	4,495,976 -	8,050,046 -	8,698,840 -	
01-044-100-0000-5002	TIF Closeout - County Portion	0	0	117,358 -	0	0	
01-044-100-0000-5004	Property Taxes - Delinquent	172,511 -	162,517 -	94,507 -	0	0	
01-044-100-0000-5060	Mobile Home - Current	11,658 -	13,064 -	0	11,000 -	11,000 -	
01-044-100-0000-5064	Mobile Home - Delinquent	1,286 -	1,692 -	982 -	0	0	
01-044-100-0000-5065	Severed Mineral - Current	4,514 -	4,643 -	5,018 -	5,000 -	5,000 -	
01-044-100-0000-5066	Severed Mineral - Delinquent	1 -	1 -	18 -	0	0	
01-044-100-0000-5067	Industrial Minerals- Current	404 -	418 -	448 -	450 -	500 -	
01-044-100-0000-5070	Penalty - Current	37,168 -	38,816 -	0	32,000 -	32,000 -	
01-044-100-0000-5071	Penalty & Interest - Delinquent	64,246 -	59,580 -	28,494 -	55,000 -	55,000 -	
01-044-100-0000-5201	Mv Credit Ms Statute 273.1384	105,311 -	109,120 -	0	0	0	
01-044-100-0000-5203	Disaster Abatement Credit	447 -	1,258 -	0	0	0	
01-044-100-0000-5208	Tax Abatement	52,552 -	0	0	0	0	
01-044-100-0000-5209	Disparity Reduction Aid	6,258 -	6,302 -	0	0	0	
01-044-100-0000-5210	County Program Aid	655,734 -	624,126 -	0	766,339 -	752,762 -	
01-044-100-0000-5216	Taconite Credit- Current	340,003 -	349,920 -	0	0	0	
01-044-100-0000-5220	Concon Apport Ms 84 A 51 Intergo	133,032 -	183,952 -	0	0	0	
01-044-100-0000-5251	In Lieu Apportionments & Receipts	985,771 -	981,272 -	3,347 -	1,173,088 -	1,173,088 -	
01-044-100-0000-5252	Forf Tax Sales Apportionment	197,278 -	131,175 -	70,916 -	150,000 -	71,000 -	
01-044-100-0000-6800	Tax Abatements	25,071	17,735	8,453	20,000	20,000	
01-044-904-0000-6231	Flex Services, Labor, Etc	8,412	9,244	4,675	5,000	5,000	
01-044-904-0000-6360	Flex Plan Withdrawals	5,468 -	8,325	5,847 -	0	0	
<b>DEPT 044</b>	<b>Central Services</b>	<b>Revenue</b>	<b>9,948,755 -</b>	<b>10,001,808 -</b>	<b>5,118,634 -</b>	<b>10,719,477 -</b>	<b>11,275,744 -</b>
		<b>Expend.</b>	<b>745,667</b>	<b>101,014</b>	<b>92,935</b>	<b>165,148</b>	<b>210,343</b>
		<b>Net</b>	<b>9,203,088 -</b>	<b>9,900,794 -</b>	<b>5,025,699 -</b>	<b>10,554,329 -</b>	<b>11,065,401 -</b>

045 DEPT Motor Pool

# Aitkin County



## USER- SELECTED BUDGET REPORT

01 FUND General Fund

Report Basis: Cash

<u>Account Number</u>	<u>Account Description</u>	2016 <u>Actuals</u> <u>Mo. 01 - 12</u>	2017 <u>Actuals</u> <u>Mo. 01 - 12</u>	2018 YTD <u>Actuals</u> <u>Mo. 01 - 07</u>	<u>ADOPTED</u> <u>2018</u>	<u>PROPOSED</u> <u>2019</u>
01-045-000-0000-5840	Misc Receipts	61,139 -	57,229 -	0	60,000 -	47,400 -
01-045-000-0000-5866	Auction Proceeds	0	0	5,006 -	0	18,000 -
01-045-000-0000-6231	Services, Labor, Contracts	0	850	0	0	0
01-045-000-0000-6302	Car Maintenance	3,091	3,434	1,764	4,000	3,000
01-045-000-0000-6352	Insurance	7,704	7,401	7,470	7,470	7,500
01-045-000-0000-6353	Workers Comp Insurance	352	0	0	0	0
01-045-000-0000-6374	Auto & Trailer License, Taxes, Plate	176	0	194	200	0
01-045-000-0000-6511	Gas And Oil	30	0	0	0	0
01-045-000-0000-6512	Car Equipment	60	40	58	200	1,000
01-045-000-0000-6621	Auto Replacement	42,129	39,524	53,241	43,000	48,000
DEPT 045 Motor Pool	Revenue	61,139 -	57,229 -	5,006 -	60,000 -	65,400 -
	Expend.	53,542	51,249	62,727	54,870	59,500
	Net	7,597 -	5,980 -	57,721	5,130 -	5,900 -
049 DEPT Information Technologies						
01-049-000-0000-5525	Label & Listing Sales	760 -	1,687 -	1,836 -	900 -	2,256 -
01-049-000-0000-5840	Misc Receipts	0	0	9	0	0
01-049-000-0000-5868	Tint Rmb From Schools/City/Town	74 -	68 -	9 -	100 -	73 -
01-049-000-0000-5947	Planned Use of Fund Balance	0	0	0	0	84,413 -
01-049-000-0000-6101	Salaries- Full Time	234,134	262,976	166,043	309,821	313,729
01-049-000-0000-6108	Meals (Not Overnight)	0	36	0	100	100
01-049-000-0000-6124	Medicare- Employer 1.45%	3,347	3,720	2,339	4,493	4,549
01-049-000-0000-6148	Employer Deduct Contribution- HS	4,000	10,377	5,857	13,300	12,790
01-049-000-0000-6150	Health Insurance- Employer	32,928	31,308	18,947	46,525	34,044
01-049-000-0000-6152	Life Insurance- Employer	138	138	84	328	150
01-049-000-0000-6154	Long Term Disability- Employer	587	643	372	825	706
01-049-000-0000-6159	Pera Co- Or 7.25%	17,560	19,566	12,116	23,237	23,530
01-049-000-0000-6165	Fica- Employer 6.20%	14,312	15,908	10,003	19,209	19,451
01-049-000-0000-6205	Postage	30	25	17	100	100
01-049-000-0000-6208	Training/Education	289	1,672	5,056	6,500	6,500
01-049-000-0000-6230	Printing & Advertising	0	0	0	100	0
01-049-000-0000-6231	Programming, Services, Contracts	118,561	125,532	74,879	120,275	222,656
01-049-000-0000-6250	Telephone	374	456	560	350	556
01-049-000-0000-6272	Physical Examinations	0	110	110	0	0
01-049-000-0000-6330	Transportation & Travel & Parking	206	350	0	1,200	1,000
01-049-000-0000-6332	Hotels / Motels	0	193	0	1,430	1,000

# Aitkin County



## USER- SELECTED BUDGET REPORT

01 FUND General Fund

Page 10  
Report Basis: Cash

<u>Account Number</u>		<u>Account Description</u>	2016 <u>Actuals</u> <u>Mo. 01 - 12</u>	2017 <u>Actuals</u> <u>Mo. 01 - 12</u>	2018 YTD <u>Actuals</u> <u>Mo. 01 - 07</u>	<u>ADOPTED</u> <u>2018</u>	<u>PROPOSED</u> <u>2019</u>
01-049-000-0000-6340		Meals (Overnight)	5	34	0	300	300
01-049-000-0000-6352		Insurance	1,176	939	819	985	879
01-049-000-0000-6353		Workers Compensation Insurance	610	737	563	563	650
01-049-000-0000-6402		Computer Supplies & Software	2,866	5,227	4,047	6,500	14,000
01-049-000-0000-6405		Office Supplies (Non Computer)	1,432	740	504	1,500	1,500
01-049-000-0000-6625		As/400, Computer & Office Equip.	69,218	41,573	0	40,000	59,000
DEPT 049	Information Technologies	Revenue	834 -	1,755 -	1,836 -	1,000 -	86,742 -
		Expend.	501,773	522,260	302,316	597,641	717,190
		Net	500,939	520,505	300,480	596,641	630,448
052	DEPT Administration						
01-052-000-0000-6101		Salaries- Full Time	261,410	246,358	151,485	264,687	144,343
01-052-000-0000-6102		Salaries- - Part Time	0	13,131	16,439	39,981	0
01-052-000-0000-6108		Meals (Not Overnight)	60	129	67	50	75
01-052-000-0000-6109		Overtime	224	650	0	300	0
01-052-000-0000-6124		Medicare- Employer 1.45%	3,521	3,547	2,308	4,418	2,090
01-052-000-0000-6148		Employer Deduct Contribution- HS.	9,000	10,225	7,799	11,040	5,520
01-052-000-0000-6150		Health Insurance- Employer	39,373	37,276	23,555	40,380	21,140
01-052-000-0000-6152		Life Insurance- Employer	234	207	118	265	85
01-052-000-0000-6154		Long Term Disability- Employer	583	581	344	708	326
01-052-000-0000-6159		Pera Co- Or 7.25%	18,621	19,511	12,595	22,850	10,814
01-052-000-0000-6165		Fica- Employer 6.20%	15,054	15,167	9,868	18,890	8,941
01-052-000-0000-6205		Postage	530	507	121	400	200
01-052-000-0000-6208		Training/Education	10,445	4,400	4,034	4,000	0
01-052-000-0000-6230		Printing, Publishing & Adv	3,536	4,314	2,229	2,000	0
01-052-000-0000-6231		Services, Labor, Contracts	4,181	9,478	2,222	10,000	0
01-052-000-0000-6232		Attorney Services	44,055	11,481	2,727	25,000	10,000
01-052-000-0000-6234		Background Check Fee	2,867	3,261	2,494	2,200	0
01-052-000-0000-6240		Dues & Subscriptions	876	1,915	672	1,270	1,200
01-052-000-0000-6241		Registration Fee	2,279	3,299	1,090	2,000	1,400
01-052-000-0000-6250		Telephone	1,693	2,112	1,266	1,800	1,080
01-052-000-0000-6298		Employee Recognition	0	100	0	0	0
01-052-000-0000-6299		Employee Training	75	175	0	0	0
01-052-000-0000-6330		Transportation & Travel & Parking	528	1,259	327	1,500	800
01-052-000-0000-6332		Hotels / Motels	1,689	1,525	493	1,800	800
01-052-000-0000-6340		Meals(Overnight)	34	57	31	100	50

# Aitkin County

## USER-SELECTED BUDGET REPORT



Report Basis: Cash

<u>Account Number</u>		<u>Account Description</u>	2016 <u>Actuals</u> <u>Mo. 01 - 12</u>	2017 <u>Actuals</u> <u>Mo. 01 - 12</u>	2018 YTD <u>Actuals</u> <u>Mo. 01 - 07</u>	ADOPTED <u>2018</u>	PROPOSED <u>2019</u>
01-052-000-0000-6352		Insurance	1,176	939	819	985	493
01-052-000-0000-6353		Workers Compensation Insurance	583	651	629	630	323
01-052-000-0000-6405		Office & Computer Supplies	1,951	2,885	875	1,500	2,000
01-052-000-0000-6511		Gas And Oil	15	180	76	200	50
01-052-000-0000-6625		Office Equipment	2,233	896	2,993	2,000	0
DEPT 052	Administration	<b>Revenue</b>					
		<b>Expend.</b>	426,826	396,216	247,676	460,954	211,730
		<b>Net</b>	426,826	396,216	247,676	460,954	211,730
053	DEPT Human Resources						
01-053-000-0000-6101		Salaries- Full Time	0	0	0	0	131,502
01-053-000-0000-6102		Wages- Part Time	0	0	0	0	30,929
01-053-000-0000-6109		Salaries- Overtime	0	0	0	0	300
01-053-000-0000-6124		Medicare Employer	0	0	0	0	2,360
01-053-000-0000-6148		Employer Deduct Contribution- HS	0	0	0	0	5,520
01-053-000-0000-6150		Health Insurance Employer	0	0	0	0	21,139
01-053-000-0000-6152		Life Insurance- Employer	0	0	0	0	120
01-053-000-0000-6154		Long Term Disability- Employer	0	0	0	0	289
01-053-000-0000-6159		Pera Co- Or	0	0	0	0	12,205
01-053-000-0000-6165		Fica- Employer	0	0	0	0	10,089
01-053-000-0000-6205		Postage	0	0	0	0	200
01-053-000-0000-6208		Staff Development/Training	0	0	0	0	4,950
01-053-000-0000-6230		Printing, Publishing & Adv	0	0	0	0	4,000
01-053-000-0000-6231		Services, Labor, Contracts	0	0	0	0	10,000
01-053-000-0000-6232		Attorney Services	0	0	0	0	11,700
01-053-000-0000-6234		Background Check Fees	0	0	0	0	4,500
01-053-000-0000-6240		Dues/Assoc Fees	0	0	0	0	500
01-053-000-0000-6241		Registration Fee	0	0	0	0	1,450
01-053-000-0000-6250		Telephone	0	0	0	0	1,080
01-053-000-0000-6330		Transportation/Travel/Parking	0	0	0	0	500
01-053-000-0000-6332		Hotel/Motel Lodging	0	0	0	0	800
01-053-000-0000-6340		Meals (Overnight)	0	0	0	0	50
01-053-000-0000-6352		Insurance- Vehicles/Equipment/Lia	0	0	0	0	492
01-053-000-0000-6353		Workers Comp Insurance	0	0	0	0	322
01-053-000-0000-6405		Office & Computer Supplies	0	0	0	0	1,400
01-053-000-0000-6511		Gas & Oil	0	0	0	0	100

# Aitkin County

## USER- SELECTED BUDGET REPORT



Report Basis: Cash

<u>Account Number</u>			<u>Account Description</u>	2016 <u>Actuals</u> <u>Mo. 01 - 12</u>	2017 <u>Actuals</u> <u>Mo. 01 - 12</u>	2018 YTD <u>Actuals</u> <u>Mo. 01 - 07</u>	<u>ADOPTED</u> <u>2018</u>	<u>PROPOSED</u> <u>2019</u>
DEPT	053	Human Resources	<b>Revenue</b>					
			<b>Expend.</b>	0	0	0	0	256,497
			<b>Net</b>	0	0	0	0	256,497
060	DEPT	Elections						
	01-060-000-0000-5521	Election Filing Fees		460 -	0	840 -	600 -	0
	01-060-000-0000-5840	Misc Receipts		25 -	73 -	100,333 -	25 -	682 -
	01-060-000-0000-6101	Salaries- Full Time		7,859	0	0	8,000	0
	01-060-000-0000-6102	Salaries- - Part Time		11,149	0	559	15,509	0
	01-060-000-0000-6108	Meals(Not Overnight)		0	0	0	50	0
	01-060-000-0000-6124	Medicare- Employer 1.45%		154	0	9	338	0
	01-060-000-0000-6148	Employer Deduct Contribution- HS:		417	0	0	0	0
	01-060-000-0000-6150	Health Insurance Employer		2,058	0	0	0	0
	01-060-000-0000-6152	Life Insurance- Employer		6	0	0	0	0
	01-060-000-0000-6159	Pera Co- Or 7.25%		589	0	0	600	0
	01-060-000-0000-6165	Fica- Employer 6.20%		658	0	39	1,458	0
	01-060-000-0000-6205	Postage		3,413	1,120	77 -	3,500	1,000
	01-060-000-0000-6208	Training/Education		200	0	407	250	0
	01-060-000-0000-6230	Printing, Publishing & Adv		6,441	0	0	6,500	0
	01-060-000-0000-6231	Services, Labor, Contracts		19,800	17,268	17,942	19,800	17,399
	01-060-000-0000-6267	Unemployment Compensation		0	22	0	0	0
	01-060-000-0000-6301	Rentals		0	0	100	200	0
	01-060-000-0000-6330	Transportation & Travel		424	0	175	500	0
	01-060-000-0000-6332	Hotels / Motels		0	0	0	500	0
	01-060-000-0000-6340	Meals		128	0	152	150	0
	01-060-000-0000-6353	Workers Compensation Insurance		42	1	48	46	0
	01-060-000-0000-6405	Office & Computer Supplies		11,905	2	252 -	12,000	0
	01-060-000-0000-6406	Ballots & Programming		51,523	682	19,782	55,500	50,682
	01-060-000-0000-6630	Miscellaneous- Capital Outlay		0	0	0	50,000	50,000
DEPT	060	Elections	<b>Revenue</b>	485 -	73 -	101,173 -	625 -	682 -
			<b>Expend.</b>	116,766	19,095	38,884	174,901	119,081
			<b>Net</b>	116,281	19,022	62,289 -	174,276	118,399
090	DEPT	Attorney						
	01-090-000-0000-5512	Costs Of Prosecution		27,654 -	33,174 -	10,700 -	20,705 -	25,850 -
	01-090-000-0000-5527	Asst Co Atty & Sec Fees		55,260 -	52,038 -	27,227 -	44,449 -	51,305 -



# Aitkin County

## USER-SELECTED BUDGET REPORT



Report Basis: Cash

<u>Account Number</u>	<u>Account Description</u>	2016 <u>Actuals</u> <u>Mo. 01 - 12</u>	2017 <u>Actuals</u> <u>Mo. 01 - 12</u>	2018 YTD <u>Actuals</u> <u>Mo. 01 - 07</u>	<u>ADOPTED</u> <u>2018</u>	<u>PROPOSED</u> <u>2019</u>
01-090-000-0000-5612	Drug & Forfeiture Ms387.213	11,878 -	4,696 -	3,863 -	8,049 -	8,107 -
01-090-000-0000-5840	Misc Receipts	2,178 -	2,356 -	1,049 -	2,399 -	2,147 -
01-090-000-0000-5860	Juror Reimbursement	0	40 -	0	0	0
01-090-000-0000-6101	Salaries- Full Time	669,995	685,084	391,975	713,535	732,320
01-090-000-0000-6108	Meals Reimbursed (Taxable)	0	17	0	50	50
01-090-000-0000-6109	Overtime- Salaries	1,663	165	0	4,000	4,000
01-090-000-0000-6124	Medicare- Employer 1.45%	9,296	9,610	5,483	10,346	10,619
01-090-000-0000-6148	Employer Deduct Contribution- HS:	15,000	23,753	13,974	25,600	24,600
01-090-000-0000-6150	Health Insurance- Employer	91,860	73,276	44,550	85,150	80,992
01-090-000-0000-6152	Life Insurance- Employer	512	522	303	655	561
01-090-000-0000-6154	Long Term Disability- Employer	928	873	465	1,077	1,138
01-090-000-0000-6159	Pera Co- Or 7.25%	50,288	50,206	29,226	53,515	54,924
01-090-000-0000-6165	Fica- Employer 6.20%	39,749	41,091	23,446	44,239	45,404
01-090-000-0000-6205	Postage	2,840	2,286	1,474	2,264	2,463
01-090-000-0000-6208	Training/Education	3,807	1,939	1,378	2,681	5,500
01-090-000-0000-6213	Drug & Forfeiture Ms387.213	2,079	2,781	1,140	1,313	2,544
01-090-000-0000-6230	Printing, Publishing & Adv	320	338	0	1,003	348
01-090-000-0000-6231	Services, Labor, Contracts	1,397	817	1,162	1,000	1,000
01-090-000-0000-6232	Attorney Services	478	0	0	1,000	1,000
01-090-000-0000-6233	Court Reporter Services	170	63	77	325	334
01-090-000-0000-6234	Co Sheriff Services	4,640	1,647	1,787	4,054	3,216
01-090-000-0000-6239	Computer Research	10,855	0	0	19,620	20,152
01-090-000-0000-6240	Dues & Registration Fee	5,153	4,786	150	5,367	5,528
01-090-000-0000-6250	Telephone	1,108	804	427	1,228	2,361
01-090-000-0000-6252	Witness/Expert Witness & Travel Ex	0	0	0	1,000	2,000
01-090-000-0000-6260	Professional Consulting	0	0	0	500	1,000
01-090-000-0000-6272	Physical Examinations	0	0	0	200	200
01-090-000-0000-6330	Transportation & Travel & Parking	745	378	104	909	677
01-090-000-0000-6332	Hotels / Motels	291	327	0	447	355
01-090-000-0000-6333	Crt.Related Travel Expenses	172	530	190	486	550
01-090-000-0000-6340	Meals	0	0	11	50	50
01-090-000-0000-6352	Insurance	2,940	2,348	2,047	1,969	2,445
01-090-000-0000-6353	Workers Compensation Insurance	1,467	1,475	1,228	1,206	1,390
01-090-000-0000-6405	Office & Computer Supplies	7,608	13,302	6,250	9,712	9,876
01-090-000-0000-6406	Law Publ. & Subscriptions	19,412	17,586	23,754	17,010	19,055
01-090-000-0000-6625	Office Equipment	7,128	9,702	3,167	7,131	17,667

# Aitkin County

## USER-SELECTED BUDGET REPORT



Report Basis: Cash

<u>Account Number</u>			<u>Account Description</u>	2016 <u>Actuals</u>	2017 <u>Actuals</u>	2018 YTD <u>Actuals</u>	ADOPTED <u>2018</u>	PROPOSED <u>2019</u>
DEPT	090	Attorney		<u>Mo. 01 - 12</u>	<u>Mo. 01 - 12</u>	<u>Mo. 01 - 07</u>		
			Revenue	96,970 -	92,304 -	42,839 -	75,602 -	87,409 -
			Expend.	951,901	945,706	553,768	1,018,642	1,054,319
			Net	854,931	853,402	510,929	943,040	966,910
100	DEPT	Recorder						
	01-100-000-0000-	5529	County Recorder Fees	89,831 -	98,817 -	59,703 -	90,500 -	90,500 -
	01-100-000-0000-	5840	Misc Receipts	18,338 -	22,311 -	12,244 -	15,000 -	15,000 -
	01-100-000-0000-	6101	Salaries- Full Time	165,478	169,131	100,935	161,703	167,272
	01-100-000-0000-	6109	Overtime- Salaries	325	98	101	450	450
	01-100-000-0000-	6124	Medicare- Employer 1.45%	2,316	2,343	1,398	2,345	2,425
	01-100-000-0000-	6148	Employer Deduct Contribution- HS:	2,360	5,665	3,518	5,520	8,270
	01-100-000-0000-	6150	Health Insurance- Employer	16,997	18,557	11,988	21,223	19,246
	01-100-000-0000-	6152	Life Insurance- Employer	160	181	110	197	179
	01-100-000-0000-	6154	Long Term Disability- Employer	6	3	3	0	159
	01-100-000-0000-	6159	Pera Co- Or 7.25%	12,408	12,507	7,495	12,128	12,545
	01-100-000-0000-	6165	Fica- Employer 6.20%	9,904	10,018	5,979	10,026	10,371
	01-100-000-0000-	6169	MNDCP IN LIEU OF HEALTH INS	0	2,292	1,604	0	0
	01-100-000-0000-	6205	Postage	2,111	1,798	745	2,000	2,000
	01-100-000-0000-	6208	Training/Education	127	73	0	500	500
	01-100-000-0000-	6230	Printing, Publishing & Adv	274	492	36	600	600
	01-100-000-0000-	6231	Services, Labor, Contracts	622	200	200	1,000	1,000
	01-100-000-0000-	6240	Dues	780	60	420	500	500
	01-100-000-0000-	6241	Registration Fee	705	1,025	50	1,000	1,000
	01-100-000-0000-	6250	Telephone	403	286	142	600	600
	01-100-000-0000-	6301	Rentals	235	235	235	300	300
	01-100-000-0000-	6311	Sales Tax	1,220	1,419	859	1,300	1,300
	01-100-000-0000-	6312	Sales Tax Adjustment	1	1	0	0	0
	01-100-000-0000-	6330	Transportation & Travel	719	512	287	750	750
	01-100-000-0000-	6332	Hotels / Motels	1,298	1,108	499	1,500	1,500
	01-100-000-0000-	6340	Meals	149	89	88	150	150
	01-100-000-0000-	6352	Insurance	882	704	614	591	0
	01-100-000-0000-	6353	Workers Compensation Insurance	477	434	407	406	0
	01-100-000-0000-	6356	License Fees	21	38	0	0	0
	01-100-000-0000-	6405	Office & Computer Supplies	2,468	3,866	1,309	3,000	4,000
	01-100-000-0000-	6511	Gas And Oil	0	0	0	100	100
	01-100-000-0000-	6625	Office Equipment	330	0	276	1,000	0

# Aitkin County

## USER- SELECTED BUDGET REPORT



Report Basis: Cash

<u>Account Number</u>		<u>Account Description</u>	2016 <u>Actuals</u> Mo. 01 - 12	2017 <u>Actuals</u> Mo. 01 - 12	2018 YTD <u>Actuals</u> Mo. 01 - 07	<u>ADOPTED</u> 2018	<u>PROPOSED</u> 2019
01-100-195-0000-5529		Recorder Fees- Land records comp	58,597 -	64,945 -	35,948 -	55,000 -	65,000 -
01-100-195-0000-6231		Services, Labor, Contracts- Land Re	16,728	30,910	4,221	15,000	65,000
01-100-196-0000-5529		Recorder Fees- Recorder's Technol	53,170 -	59,070 -	32,680 -	50,000 -	50,000 -
01-100-196-0000-6231		Services, Labor, Contracts- Recorde	13,590	35,153	3,210	65,000	25,000
01-100-196-0000-6625		Office & Other Equipment- Recorde	664	3,687	2,397	2,000	25,000
DEPT 100	Recorder	<b>Revenue</b>	219,936 -	245,143 -	140,575 -	210,500 -	220,500 -
		<b>Expend.</b>	253,758	302,885	149,126	310,889	350,217
		<b>Net</b>	33,822	57,742	8,551	100,389	129,717
110	DEPT Courthouse Maintenance						
01-110-000-0000-5840		Misc Receipts	40,000 -	20,149 -	0	20,000 -	20,000 -
01-110-000-0000-6101		Salaries- Full Time	125,053	148,094	89,359	153,355	159,466
01-110-000-0000-6102		Salaries- - Part Time	34,529	27,269	16,456	52,500	56,360
01-110-000-0000-6109		Overtime- Salaries	974	379	125	500	500
01-110-000-0000-6124		Medicare- Employer 1.45%	2,298	2,416	1,462	3,115	3,137
01-110-000-0000-6148		Employer Deduct Contribution- HS,	4,704	10,497	6,440	11,040	11,040
01-110-000-0000-6150		Health Insurance- Employer	21,870	36,900	22,553	38,663	40,386
01-110-000-0000-6152		Life Insurance- Employer	178	213	118	265	202
01-110-000-0000-6154		Long Term Disability- Employer	98	129	70	145	124
01-110-000-0000-6159		Pera Co- Or 7.25%	11,324	12,925	7,854	16,100	15,702
01-110-000-0000-6165		Fica- Employer 6.20%	9,828	10,331	6,250	13,300	13,412
01-110-000-0000-6208		Training/Education	0	269	255	300	300
01-110-000-0000-6231		Services, Labor, Contracts	35,345	26,559	23,394	35,000	37,000
01-110-000-0000-6250		Phone	511	806	492	600	600
01-110-000-0000-6254		Utilities & Heating	44,199	40,282	28,378	50,000	50,000
01-110-000-0000-6255		Garbage	6,856	7,477	4,357	6,500	7,000
01-110-000-0000-6271		Inspection Fees	210	210	10	600	500
01-110-000-0000-6272		Physical Examinations	110	110	350	0	350
01-110-000-0000-6306		Boiler Reg./License Fees	0	0	0	50	50
01-110-000-0000-6330		Transportation & Travel	0	0	53	0	0
01-110-000-0000-6352		Insurance	1,926	1,389	1,285	1,451	1,400
01-110-000-0000-6353		Workers Compensation Insurance	9,601	7,643	6,474	6,474	6,490
01-110-000-0000-6374		Auto & Trailer	16	0	16	25	25
01-110-000-0000-6405		Office Supplies	31	70	0	200	100
01-110-000-0000-6422		Janitorial Supplies	11,829	15,258	6,835	15,000	15,000
01-110-000-0000-6511		Gas And Oil	253	428	233	600	600

# Aitkin County

## USER-SELECTED BUDGET REPORT



01 FUND General Fund

Report Basis: Cash

<u>Account Number</u>		<u>Account Description</u>	2016 <u>Actuals</u> <u>Mo. 01 - 12</u>	2017 <u>Actuals</u> <u>Mo. 01 - 12</u>	2018 YTD <u>Actuals</u> <u>Mo. 01 - 07</u>	<u>ADOPTED</u> <u>2018</u>	<u>PROPOSED</u> <u>2019</u>
01-110-000-0000-6590		Repair & Maintenance	16	0	0	0	0
01-110-000-0000-6610		Equipment	0	925	1,140	1,200	3,500
01-110-000-0000-6625		Capital Equipment	1,657	0	0	0	0
DEPT 110	Courthouse Maintenance	<b>Revenue</b>	40,000 -	20,149 -	0	20,000 -	20,000 -
		<b>Expend.</b>	323,416	350,579	223,959	406,983	423,244
		<b>Net</b>	283,416	330,430	223,959	386,983	403,244
111	DEPT Buildings						
01-111-000-0000-5330		State Grants- Disaster Funds	1,465 -	0	0	0	0
01-111-000-0000-6605		Building & Structures	45,534	58,773	4,438	72,000	75,000
DEPT 111	Buildings	<b>Revenue</b>	1,465 -	0	0	0	0
		<b>Expend.</b>	45,534	58,773	4,438	72,000	75,000
		<b>Net</b>	44,069	58,773	4,438	72,000	75,000
120	DEPT Service Officer						
01-120-000-0000-5301		Co. Veteran Service Grant	10,000 -	10,000 -	0	10,000 -	10,000 -
01-120-000-0000-5760		Donations for Vet Van	18,000 -	100 -	0	0	0
01-120-000-0000-5840		Misc Receipts	103 -	2,643 -	0	0	0
01-120-000-0000-5862		Co Service Officer Van Reimburserr	5,952 -	6,118 -	2,176 -	7,000 -	6,000 -
01-120-000-0000-6101		Salaries- Full Time	56,314	59,132	35,731	60,625	63,050
01-120-000-0000-6102		Salaries- - Part Time	10,142	25,003	15,689	28,334	33,682
01-120-000-0000-6108		Meals Reimbursed (Taxable)	28	84	25	120	100
01-120-000-0000-6124		Medicare- Employer 1.45%	880	1,107	679	1,290	1,403
01-120-000-0000-6148		Employer Deduct Contribution- HS:	3,000	3,260	1,902	3,260	3,260
01-120-000-0000-6150		Health Insurance- Employer	8,544	12,085	7,191	12,328	12,794
01-120-000-0000-6152		Life Insurance- Employer	62	62	35	66	60
01-120-000-0000-6154		Long Term Disability- Employer	139	147	80	164	142
01-120-000-0000-6159		Pera Co- Or 7.25%	4,984	6,310	3,857	6,672	7,255
01-120-000-0000-6165		Fica- Employer 6.20%	3,761	4,735	2,904	5,515	5,997
01-120-000-0000-6205		Postage	240	220	121	250	250
01-120-000-0000-6208		Training/Education	157	0	0	180	0
01-120-000-0000-6230		Printing, Publishing & Adv	3,364	3,558	714	6,000	6,530
01-120-000-0000-6231		Services, Labor, Contracts	420	1,876	60	420	420
01-120-000-0000-6240		Dues	140	270	200	280	280
01-120-000-0000-6241		Registration Fee	50	100	100	100	100
01-120-000-0000-6250		Telephone	980	1,537	878	1,350	1,350

# Aitkin County

## USER-SELECTED BUDGET REPORT



Report Basis: Cash

<u>Account Number</u>		<u>Account Description</u>	2016 <u>Actuals</u> <u>Mo. 01 - 12</u>	2017 <u>Actuals</u> <u>Mo. 01 - 12</u>	2018 YTD <u>Actuals</u> <u>Mo. 01 - 07</u>	<u>ADOPTED</u> <u>2018</u>	<u>PROPOSED</u> <u>2019</u>
01-120-000-0000-6300		Maintenance- Service Contracts	450	1,750	750	750	750
01-120-000-0000-6302		Car Maintenance	1,882	1,165	764	1,000	1,000
01-120-000-0000-6330		Transportation & Travel	1,082	1,683	487	900	900
01-120-000-0000-6332		Hotel / Motel Lodging	1,488	1,709	434	800	1,000
01-120-000-0000-6340		Meals	160	853	102	160	150
01-120-000-0000-6350		Per Diem	6,500	6,500	3,100	7,000	7,000
01-120-000-0000-6352		Insurance	683	631	624	714	725
01-120-000-0000-6353		Workers Compensation Insurance	121	139	160	160	175
01-120-000-0000-6374		Auto & Trailer License	16	0	16	16	16
01-120-000-0000-6405		Office & Computer Supplies	2,006	1,289	2,252	450	1,200
01-120-000-0000-6511		Gas And Oil	2,481	2,691	1,318	3,000	3,000
01-120-000-0000-6512		Car Equipment	1,245	0	0	0	0
01-120-000-0000-6620		Auto, Trailers, Snowmobiles	21,239	0	0	0	0
01-120-000-0000-6625		Office Equipment	1,967	0	1,930	0	0
DEPT 120	Service Officer	<b>Revenue</b>	34,055 -	18,861 -	2,176 -	17,000 -	16,000 -
		<b>Expend.</b>	134,525	137,896	82,103	141,904	152,589
		<b>Net</b>	100,470	119,035	79,927	124,904	136,589
121	DEPT Housing & Redevelopment						
	01-121-000-0000-6350	Per Diem	1,400	875	1,085	1,800	1,800
DEPT 121	Housing & Redevelopment	<b>Revenue</b>					
		<b>Expend.</b>	1,400	875	1,085	1,800	1,800
		<b>Net</b>	1,400	875	1,085	1,800	1,800
122	DEPT Planning & Zoning						
	01-122-000-0000-5135	Planning & Zoning Permits	263,733 -	278,271 -	128,734 -	235,000 -	245,000 -
	01-122-000-0000-5302	Shoreland State Grant	11,004 -	10,786 -	0	11,004 -	11,004 -
	01-122-000-0000-5304	P&Z Wetland Conserv. State Grant	24,930 -	24,930 -	0	24,930 -	24,930 -
	01-122-000-0000-5305	Riparian Project Aid	0	30,000 -	10,000 -	10,000 -	15,000 -
	01-122-000-0000-5306	Invasive Species State Grant 477A.1	138,406 -	138,406	136,137 -	0	0
	01-122-000-0000-5840	Misc Receipts	2,036 -	86 -	0	0	0
	01-122-000-0000-5842	Co Development Funds	0	0	0	25,000 -	25,000 -
	01-122-000-0000-6101	Salaries- Full Time	233,245	232,768	139,295	242,033	250,086
	01-122-000-0000-6102	Salaries- - Part Time	18,895	6,524	14,049	10,000	9,000
	01-122-000-0000-6108	Meals Reimbursed (Taxable)	54	51	5	100	100
	01-122-000-0000-6109	Overtime- Salaries	0	123	361	500	500

# Aitkin County

## USER- SELECTED BUDGET REPORT



Report Basis: Cash

<u>Account Number</u>	<u>Account Description</u>	2016 <u>Actuals</u> Mo. 01 - 12	2017 <u>Actuals</u> Mo. 01 - 12	2018 YTD <u>Actuals</u> Mo. 01 - 07	<u>ADOPTED</u> <u>2018</u>	<u>PROPOSED</u> <u>2019</u>
01- 122- 000- 0000- 6124	Medicare- Employer 1.45%	3,590	3,505	2,185	3,660	3,764
01- 122- 000- 0000- 6148	Employer Deduct Contribution- HS/	7,500	11,923	6,714	12,520	12,509
01- 122- 000- 0000- 6150	Health Insurance- Employer	39,192	38,425	20,764	35,552	46,475
01- 122- 000- 0000- 6152	Life Insurance- Employer	200	227	121	310	220
01- 122- 000- 0000- 6154	Long Term Disability- Employer	259	253	145	200	255
01- 122- 000- 0000- 6159	Pera Co- Or 7.25%	17,191	17,309	10,453	19,255	18,800
01- 122- 000- 0000- 6165	Fica- Employer 6.20%	15,355	14,986	9,344	16,125	16,100
01- 122- 000- 0000- 6205	Postage	2,455	2,054	891	2,500	2,500
01- 122- 000- 0000- 6208	Training/Education	202	1,025	440	2,000	2,000
01- 122- 000- 0000- 6230	Printing, Publishing & Adv	1,697	2,110	1,281	2,000	2,000
01- 122- 000- 0000- 6231	Services, Labor, Contracts, Program	55,299	57,268	48,530	85,000	80,000
01- 122- 000- 0000- 6240	Dues	50	50	50	100	100
01- 122- 000- 0000- 6241	Registration Fee	605	445	80	500	500
01- 122- 000- 0000- 6250	Telephone	1,721	1,530	721	1,700	1,700
01- 122- 000- 0000- 6267	Unemployment Compensation	0	0	778	0	0
01- 122- 000- 0000- 6302	Car Maintenance	158	1,050	1,561	1,200	1,200
01- 122- 000- 0000- 6330	Transportation & Travel	186	28	0	200	200
01- 122- 000- 0000- 6332	Hotel / Motel Lodging	0	206	999	700	700
01- 122- 000- 0000- 6340	Meals	0	0	0	200	100
01- 122- 000- 0000- 6350	Per Diem	6,950	6,690	2,280	6,500	6,500
01- 122- 000- 0000- 6352	Insurance	1,932	1,636	1,505	1,466	1,600
01- 122- 000- 0000- 6353	Workers Compensation Insurance	1,526	1,768	1,955	1,932	2,000
01- 122- 000- 0000- 6356	License Fees	93	0	0	0	0
01- 122- 000- 0000- 6374	Auto & Trailer License, Taxes, Plate	32	0	48	0	0
01- 122- 000- 0000- 6405	Office, Computer, Film, & Field Sup	2,266	1,962	684	2,500	5,000
01- 122- 000- 0000- 6511	Gas And Oil	1,320	1,191	447	1,400	1,400
01- 122- 000- 0000- 6625	Office Equipment	619	2,762	707	2,500	0
01- 122- 000- 0000- 6800	Misc. Promotional	0	0	0	250	250
01- 122- 000- 0000- 6820	Refunds & Reimbursements	10,342	12,521	13,142	0	0
01- 122- 029- 0000- 5397	MPCA SSTS Upgrade Grant	0	35,416 -	24,551 -	0	0
01- 122- 029- 0000- 5840	MPCA SSTS Base Grant	26,018 -	21,600 -	0	21,600 -	18,600 -
01- 122- 029- 0000- 6304	MPCA SSTS Upgrade Grant Expense	21,698	15,040	0	0	0
01- 122- 038- 0000- 6330	Boa/Pc Mileage	7,127	7,095	2,129	7,000	7,000
01- 122- 052- 0000- 5840	ISTS AG BMP REVENUE	10,545 -	11,890 -	0	0	0
01- 122- 052- 0000- 6304	ISTS AG BMP EXPENSES	10,545	11,890	0	0	0
DEPT 122 Planning & Zoning	Revenue	476,672 -	274,573 -	299,422 -	327,534 -	339,534 -

# Aitkin County

## USER- SELECTED BUDGET REPORT



Report Basis: Cash

<u>Account Number</u>		<u>Account Description</u>	2016 <u>Actuals</u> Mo. 01 - 12	2017 <u>Actuals</u> Mo. 01 - 12	2018 YTD <u>Actuals</u> Mo. 01 - 07	ADOPTED <u>2018</u>	PROPOSED <u>2019</u>	
		<b>Expend.</b>	462,304	454,415	281,664	459,903	472,559	
		<b>Net</b>	14,368 -	179,842	17,758 -	132,369	133,025	
123	DEPT	Coroner						
		01- 123- 000- 0000- 6231	Coroner Fees	18,000	14,250	7,750	16,500	16,500
		01- 123- 000- 0000- 6260	Autopsies- - Pathologist, Xrays, Etc	49,988	30,848	21,946	38,000	38,000
		01- 123- 000- 0000- 6330	Transportation For Autoposy	12,850	15,300	12,650	19,300	19,300
DEPT	123	Coroner	<b>Revenue</b>					
			<b>Expend.</b>	80,838	60,398	42,346	73,800	73,800
			<b>Net</b>	80,838	60,398	42,346	73,800	73,800
200	DEPT	Enforcement						
		01- 200- 000- 0000- 5307	Police State Aid- State Shared Rever	146,771 -	139,955 -	0	145,000 -	145,000 -
		01- 200- 000- 0000- 5308	Police Officer Training	5,315 -	5,087 -	0	10,000 -	10,000 -
		01- 200- 000- 0000- 5310	State Grants- Ot Grant	13,402 -	0	0	40,000 -	40,000 -
		01- 200- 000- 0000- 5330	State Grants	0	21,598 -	0	0	0
		01- 200- 000- 0000- 5530	County Sheriff Fees	15,058 -	16,661 -	7,055 -	20,000 -	13,000 -
		01- 200- 000- 0000- 5531	County Sheriff From Welfare	180 -	765 -	135 -	200 -	180 -
		01- 200- 000- 0000- 5532	County Sheriff Mileage	11,533 -	16,599 -	5,353 -	11,000 -	9,000 -
		01- 200- 000- 0000- 5533	Alarm System	3,250 -	3,930 -	1,575 -	2,600 -	2,000 -
		01- 200- 000- 0000- 5613	Cost Of Restitution	21,514 -	4,298 -	3,090 -	6,000 -	6,000 -
		01- 200- 000- 0000- 5760	Contributions Restricted- Officer S	2,000 -	75 -	0	0	0
		01- 200- 000- 0000- 5813	Sale of Squads	2,368 -	5,968 -	0	5,000 -	5,000 -
		01- 200- 000- 0000- 5840	Misc Receipts	15,060 -	43,619 -	36,110 -	14,000 -	39,000 -
		01- 200- 000- 0000- 5861	Insurance Proceeds/Reimbursemen	55,584 -	52,824 -	39,000 -	37,754 -	10,000 -
		01- 200- 000- 0000- 6101	Salaries- Full Time	1,062,053	1,133,194	687,514	1,247,653	1,290,537
		01- 200- 000- 0000- 6108	Meals Reimbursed (Taxable)	30	10	0	500	500
		01- 200- 000- 0000- 6109	Overtime- Salaries	117,228	106,740	56,495	108,000	108,000
		01- 200- 000- 0000- 6110	Holiday Pay	49,913	53,469	35,342	62,975	65,494
		01- 200- 000- 0000- 6124	Medicare- Employer 1.45%	17,093	18,387	10,838	20,570	21,229
		01- 200- 000- 0000- 6148	Employer Deduct Contribution- HS	2,333	35,820	27,213	45,900	57,670
		01- 200- 000- 0000- 6150	Health Insurance- Employer	216,336	205,609	102,187	206,614	216,630
		01- 200- 000- 0000- 6151	Severence Pay	0	41,000	0	0	0
		01- 200- 000- 0000- 6152	Life Insurance- Employer	986	940	536	1,310	1,250
		01- 200- 000- 0000- 6154	Long Term Disability- Employer	211	339	187	400	350
		01- 200- 000- 0000- 6159	Pera	188,760	197,582	118,939	220,263	227,617



# Aitkin County

## USER- SELECTED BUDGET REPORT



Report Basis: Cash

<u>Account Number</u>	<u>Account Description</u>	2016 <u>Actuals</u> <u>Mo. 01 - 12</u>	2017 <u>Actuals</u> <u>Mo. 01 - 12</u>	2018 YTD <u>Actuals</u> <u>Mo. 01 - 07</u>	<u>ADOPTED</u> <u>2018</u>	<u>PROPOSED</u> <u>2019</u>
01-200-000-0000-6165	Fica-Employer 6.20%	6,384	6,559	3,891	6,890	7,090
01-200-000-0000-6205	Postage	2,999	3,059	1,390	2,100	400
01-200-000-0000-6230	Printing, Publishing & Adv	772	388	126	700	500
01-200-000-0000-6231	Services & Labor (Incl Contracts)	27,635	22,246	6,201	41,000	28,000
01-200-000-0000-6240	Dues	3,635	2,905	4,605	6,500	5,000
01-200-000-0000-6241	Registration Fee	22	0	0	500	500
01-200-000-0000-6250	Telephone	17,507	14,579	8,072	21,000	21,000
01-200-000-0000-6254	Utilities	0	0	0	2,000	0
01-200-000-0000-6260	Professional Consulting	250	0	0	1,000	2,000
01-200-000-0000-6267	Unemployment Compensation	658	8,731	0	0	0
01-200-000-0000-6272	Physical Examinations	880	685	1,233	1,000	2,500
01-200-000-0000-6302	Car Maintenance	58,424	72,287	20,369	42,000	42,000
01-200-000-0000-6314	Radio Maint	4,725	0	0	8,000	8,000
01-200-000-0000-6330	Transportation & Travel & Parking	443	12	0	200	200
01-200-000-0000-6332	Hotels / Motels	0	0	0	500	500
01-200-000-0000-6340	Meals	0	0	0	250	250
01-200-000-0000-6352	Insurance	51,389	53,672	51,715	49,242	51,000
01-200-000-0000-6353	Workers Compensation Insurance	32,635	33,057	27,835	28,026	30,000
01-200-000-0000-6359	Wrecker Service	3,103	4,035	3,565	5,000	6,500
01-200-000-0000-6374	Auto & Trailer License	95	75	32	500	250
01-200-000-0000-6405	Office Supplies	10,669	10,335	4,640	8,500	8,500
01-200-000-0000-6409	Deputy Supplies	5,895	3,047	1,267	10,000	10,000
01-200-000-0000-6410	Clothing Allowance	17,369	3,837	781	6,000	6,000
01-200-000-0000-6511	Gas And Oil	48,986	55,084	32,365	72,000	65,000
01-200-000-0000-6590	Repair & Maintenance Supplies	3,031	414	138	0	0
01-200-000-0000-6610	Equipment & Radios	19,745	11,549	9,994	30,000	40,000
01-200-000-0000-6620	Auto, Trailers, Snowmobiles	99,950	103,193	0	115,000	115,000
01-200-000-0000-6625	Office Equipment	1,032	2,690	0	5,000	5,000
01-200-003-0000-6200	Arlt- Sheriff Training	0	0	0	4,500	2,500
01-200-003-0000-6241	Registration Fee	8,511	8,290	2,782	10,000	12,000
01-200-003-0000-6330	Transportation & Travel & Parking	446	152	46	1,000	1,000
01-200-003-0000-6332	Hotels / Motels	3,106	1,580	1,565	3,200	3,500
01-200-003-0000-6340	Meals	205	113	50	500	500
01-200-003-0000-6511	Gas And Oil	25	0	0	200	0
01-200-019-0000-5760	Canine Donations	730 -	100 -	303 -	100 -	100 -
01-200-019-0000-6108	Meals (Not Overnight)	0	17	0	0	0

# Aitkin County



## USER- SELECTED BUDGET REPORT

01 FUND General Fund

Report Basis: Cash Page 21

<u>Account Number</u>		<u>Account Description</u>	2016 <u>Actuals</u> Mo. 01 - 12	2017 <u>Actuals</u> Mo. 01 - 12	2018 YTD <u>Actuals</u> Mo. 01 - 07	ADOPTED <u>2018</u>	PROPOSED <u>2019</u>
01-200-019-0000-6230		Printing, Publishing & Adv	0	99	0	0	0
01-200-019-0000-6231		Services, Labor, Contracts	1,016	2,434	1,752	2,000	2,500
01-200-019-0000-6240		Dues/Assoc Fees	50	40	0	100	100
01-200-019-0000-6241		Registration Fee	135	250	0	0	0
01-200-019-0000-6332		Hotel/Motel Lodging	314	233	0	300	300
01-200-019-0000-6340		Meals Reimbursed Non- Taxable	33	38	0	0	0
01-200-019-0000-6405		Office & Computer Supplies	0	160	97	0	0
01-200-019-0000-6409		Supplies	278	342	95	1,500	1,000
01-200-039-0000-5517		Fees For Gun Permits	29,675 -	23,665 -	17,885 -	0	0
01-200-039-0000-6425		Gun Permit Expenses	14,018	13,015	36,086	0	0
01-200-040-0000-5333		TZD Dps State Grant	12,972 -	13,713 -	7,036 -	0	0
01-200-040-0000-5840		Misc Receipts- TZD Donation	525 -	0	0	0	0
01-200-040-0000-6304		TZD Grant Expenses	14,308	14,393	8,987	0	0
DEPT 200	Enforcement	Revenue	335,937 -	348,857 -	117,542 -	291,654 -	279,280 -
		Expend.	2,115,621	2,246,685	1,268,930	2,400,393	2,467,867
		Net	1,779,684	1,897,828	1,151,388	2,108,739	2,188,587
201	DEPT Sheriff Contingency For D & A						
01-201-000-0000-5612		Drug & Forfeiture Ms387.213	2,812 -	3,362 -	2,084 -	0	0
01-201-000-0000-6212		Sheriff Contgt Exp Ms387.212	0	7,987	0	0	0
DEPT 201	Sheriff Contingency For D & A	Revenue	2,812 -	3,362 -	2,084 -	0	0
		Expend.	0	7,987	0	0	0
		Net	2,812 -	4,625	2,084 -	0	0
202	DEPT Boat & Water						
01-202-000-0000-5310		State Grants- B & W Ppl (Ot)	27,235 -	47,668 -	0	6,375 -	6,375 -
01-202-000-0000-5315		Boat & Water State Grant	0	0	22,180 -	20,860 -	22,000 -
01-202-000-0000-5840		Misc Receipts	2,779 -	2,093 -	158 -	150 -	100 -
01-202-000-0000-6101		Salaries- Full Time	27,014	27,467	0	27,735	28,744
01-202-000-0000-6102		Salaries- - Part Time	15,455	13,749	7,111	16,100	17,500
01-202-000-0000-6109		Salaries- Overtime	1,569	1,394	0	7,100	7,100
01-202-000-0000-6110		Holiday Pay	941	970	0	1,248	1,050
01-202-000-0000-6124		Medicare- Employer 1.45%	634	609	103	757	788
01-202-000-0000-6148		Employer Deduct Contribution- HS/	0	1,902	0	1,562	1,562
01-202-000-0000-6150		Health Insurance- Employer	6,000	6,857	0	6,731	7,038
01-202-000-0000-6152		Life Insurance- Employer	31	31	0	32	30

# Aitkin County

## USER- SELECTED BUDGET REPORT



Report Basis: Cash

<u>Account Number</u>	<u>Account Description</u>	<u>2016</u> <u>Actuals</u> <u>Mo. 01 - 12</u>	<u>2017</u> <u>Actuals</u> <u>Mo. 01 - 12</u>	<u>2018 YTD</u> <u>Actuals</u> <u>Mo. 01 - 07</u>	<u>ADOPTED</u> <u>2018</u>	<u>PROPOSED</u> <u>2019</u>
01- 202- 000- 0000- 6159	Pera	4,783	4,833	0	7,054	5,977
01- 202- 000- 0000- 6165	Fica- Employer 6.20%	958	867	441	1,208	1,090
01- 202- 000- 0000- 6230	Printing, Publishing & Adv	0	0	0	300	150
01- 202- 000- 0000- 6231	Services & Labor (Incl Contracts)	1,819	1,595	450	2,500	2,500
01- 202- 000- 0000- 6250	Telephone	396	384	131	400	400
01- 202- 000- 0000- 6254	Utilities	282	242	170	300	300
01- 202- 000- 0000- 6272	Physical Examinations	0	0	0	400	400
01- 202- 000- 0000- 6302	B&W Maintenance	3,864	3,230	1,260	4,000	4,000
01- 202- 000- 0000- 6314	Radio Maint	0	0	0	500	500
01- 202- 000- 0000- 6352	Insurance	2,512	2,615	2,564	2,558	2,600
01- 202- 000- 0000- 6353	Workers Compensation Insurance	1,280	1,306	1,146	1,146	1,300
01- 202- 000- 0000- 6374	Auto & Trailer License	16	90	16	150	150
01- 202- 000- 0000- 6405	Office Supplies	262	401	94	350	350
01- 202- 000- 0000- 6409	Field Supplies	165	102	0	1,000	1,000
01- 202- 000- 0000- 6410	Clothing Allowance	0	257	231	800	800
01- 202- 000- 0000- 6511	Gas And Oil	4,038	2,824	1,435	4,000	4,000
01- 202- 000- 0000- 6610	Equipment	0	0	3,396	3,000	3,000
01- 202- 000- 0000- 6617	Radio Equipment	0	0	0	1,500	1,500
01- 202- 000- 0000- 6620	Auto, Trailers, Snowmobiles	0	20,077	0	0	0
<b>DEPT 202 Boat &amp; Water</b>	<b>Revenue</b>	<b>30,014 -</b>	<b>49,761 -</b>	<b>22,338 -</b>	<b>27,385 -</b>	<b>28,475 -</b>
	<b>Expend.</b>	<b>72,019</b>	<b>91,802</b>	<b>18,548</b>	<b>92,431</b>	<b>93,829</b>
	<b>Net</b>	<b>42,005</b>	<b>42,041</b>	<b>3,790 -</b>	<b>65,046</b>	<b>65,354</b>
<b>203 DEPT Snowmobile</b>						
01- 203- 000- 0000- 5315	Snowmobile State Grant	5,958 -	5,958 -	5,946 -	6,145 -	5,946 -
01- 203- 000- 0000- 5840	Misc Receipts	48 -	240 -	4,393 -	30 -	30 -
01- 203- 000- 0000- 6101	Salaries- Full Time	18,692	16,903	13,368	19,274	19,996
01- 203- 000- 0000- 6109	Salaries- Overtime	392	412	0	400	400
01- 203- 000- 0000- 6110	Holiday Pay	1,197	1,255	998	1,664	1,731
01- 203- 000- 0000- 6124	Medicare- Employer 1.45%	292	249	197	310	321
01- 203- 000- 0000- 6148	Employer Deduct Contribution- HS	0	0	679	1,086	1,087
01- 203- 000- 0000- 6150	Health Insurance- Employer	4,857	5,286	3,511	4,681	4,896
01- 203- 000- 0000- 6152	Life Insurance- Employer	25	16	10	21	20
01- 203- 000- 0000- 6159	Pera Co- Or 14.4%	3,209	2,973	2,327	3,457	3,585
01- 203- 000- 0000- 6231	Services, Labor, Contracts	0	0	0	1,000	1,000
01- 203- 000- 0000- 6250	Telephone	210	304	265	320	320

# Aitkin County

## USER- SELECTED BUDGET REPORT



Report Basis: Cash

<u>Account Number</u>		<u>Account Description</u>	2016 <u>Actuals</u> <u>Mo. 01 - 12</u>	2017 <u>Actuals</u> <u>Mo. 01 - 12</u>	2018 YTD <u>Actuals</u> <u>Mo. 01 - 07</u>	<u>ADOPTED</u> <u>2018</u>	<u>PROPOSED</u> <u>2019</u>
01-203-000-0000-6302		Car Maintenance	484	67	242	1,000	1,000
01-203-000-0000-6314		Radio Maint	0	0	0	300	300
01-203-000-0000-6352		Insurance	0	0	0	0	400
01-203-000-0000-6353		Workers Comp Insurance	703	567	513	513	520
01-203-000-0000-6374		Auto & Trailer License	16	0	16	30	30
01-203-000-0000-6409		Field Supplies	0	0	0	200	200
01-203-000-0000-6410		Clothing Allowance	0	0	0	300	300
01-203-000-0000-6511		Gas And Oil	847	979	1,310	1,800	1,800
01-203-000-0000-6610		Equipment	0	60	0	0	0
01-203-000-0000-6630		Misc- Capital Expense	0	0	0	4,000	4,000
DEPT 203	Snowmobile	<b>Revenue</b>	6,006 -	6,198 -	10,339 -	6,175 -	5,976 -
		<b>Expend.</b>	30,924	29,071	23,436	40,356	41,906
		<b>Net</b>	24,918	22,873	13,097	34,181	35,930
204	DEPT ATV						
01-204-000-0000-5315		ATV State Grant	13,865 -	13,865 -	12,231 -	14,212 -	12,500 -
01-204-000-0000-6101		Salaries- Full Time	9,218	11,470	19,425	10,882	11,248
01-204-000-0000-6109		Salaries- Overtime	78	848	1,567	5,000	5,000
01-204-000-0000-6110		Holiday Pay	986	1,293	1,322	998	1,050
01-204-000-0000-6124		Medicare- Employer 1.45%	133	186	304	245	251
01-204-000-0000-6148		Employer Deduct Contribution- HS:	0	543	1,223	612	612
01-204-000-0000-6150		Health Insurance Employer	1,143	2,313	4,682	2,634	2,754
01-204-000-0000-6152		Life Insurance- Employer	6	15	25	16	13
01-204-000-0000-6159		Pera	1,539	2,072	3,579	2,735	2,802
01-204-000-0000-6231		Services, Labor, Contracts	0	0	0	750	750
01-204-000-0000-6250		Telephone	157	56	0	165	165
01-204-000-0000-6302		Car Maintenance	918	1,156	175	1,500	1,500
01-204-000-0000-6353		Workers Compensation Insurance	304	318	258	258	325
01-204-000-0000-6374		Auto & Trailer License	0	0	0	50	50
01-204-000-0000-6409		Field Supplies	0	0	0	400	400
01-204-000-0000-6511		Gas And Oil	1,105	878	208	1,500	1,500
01-204-000-0000-6610		Equipment	220	416	0	0	0
01-204-000-0000-6630		Misc- Capital Outlay	0	0	0	4,000	4,000
DEPT 204	ATV	<b>Revenue</b>	13,865 -	13,865 -	12,231 -	14,212 -	12,500 -
		<b>Expend.</b>	15,807	21,564	32,768	31,745	32,420

# Aitkin County

## USER- SELECTED BUDGET REPORT



Report Basis: Cash

<u>Account Number</u>	<u>Account Description</u>	<u>2016</u> <u>Actuals</u> <u>Mo. 01 - 12</u>	<u>2017</u> <u>Actuals</u> <u>Mo. 01 - 12</u>	<u>2018 YTD</u> <u>Actuals</u> <u>Mo. 01 - 07</u>	<u>ADOPTED</u> <u>2018</u>	<u>PROPOSED</u> <u>2019</u>
	<b>Net</b>	1,942	7,699	20,537	17,533	19,920
206 DEPT Forfeitures						
01- 206- 000- 0000- 5840	Revenue/Forfeitures	60,190 -	23,835 -	24,879 -	0	0
01- 206- 000- 0000- 6409	Forfeiture Supplies	46,359	19,909	2,673	0	0
DEPT 206 Forfeitures	<b>Revenue</b>	60,190 -	23,835 -	24,879 -	0	0
	<b>Expend.</b>	46,359	19,909	2,673	0	0
	<b>Net</b>	13,831 -	3,926 -	22,206 -	0	0
252 DEPT Corrections						
01- 252- 000- 0000- 5530	Corrections Fees	9,757 -	9,761 -	6,201 -	8,000 -	9,000 -
01- 252- 000- 0000- 5532	Transport Inmates	3,544	1,999 -	2,043 -	2,500 -	3,000 -
01- 252- 000- 0000- 5534	Huber	7,335 -	2,213 -	0	0	0
01- 252- 000- 0000- 5535	Board Of Prisoners	418,474 -	464,535 -	224,405 -	390,000 -	290,000 -
01- 252- 000- 0000- 5536	Inmate Medical (Boarding)	15,082 -	15,606 -	5,517 -	10,000 -	10,000 -
01- 252- 000- 0000- 5541	Pay To Stay Incounty Boarding Mn6	38,162 -	39,994 -	34,736 -	40,000 -	50,000 -
01- 252- 000- 0000- 5542	Pay To Stay Incounty Medical Mn64	0	0	456 -	0	0
01- 252- 000- 0000- 5840	Misc Receipts	905 -	1,690 -	21,065 -	1,000 -	1,000 -
01- 252- 000- 0000- 5860	Jury Duty Reimb	30 -	47 -	20 -	0	0
01- 252- 000- 0000- 5861	Medical Co Pay From Inmates	2,078 -	1,524 -	3,345 -	1,000 -	1,000 -
01- 252- 000- 0000- 6101	Salaries- Full Time	1,283,278	1,300,134	750,529	1,296,550	1,368,550
01- 252- 000- 0000- 6102	Salaries- - Part Time	50,405	44,920	26,291	65,000	65,000
01- 252- 000- 0000- 6108	Meals Reimbursed (Taxable)	41	22	18	0	0
01- 252- 000- 0000- 6109	Overtime- Salaries	73,067	76,110	52,797	70,000	70,000
01- 252- 000- 0000- 6110	Holiday Pay	53,781	55,775	36,224	64,500	67,080
01- 252- 000- 0000- 6124	Medicare- Employer 1.45%	20,114	20,090	11,921	21,693	22,775
01- 252- 000- 0000- 6148	Employer Deduct Contribution- HS	4,000	11,017	7,251	14,690	14,864
01- 252- 000- 0000- 6150	Health Insurance- Employer	317,122	311,402	184,165	330,984	338,212
01- 252- 000- 0000- 6152	Life Insurance- Employer	1,680	1,660	873	1,770	1,770
01- 252- 000- 0000- 6154	Long Term Disability- Employer	371	382	157	370	370
01- 252- 000- 0000- 6159	Pera 8.75%	122,633	123,411	74,053	129,965	135,035
01- 252- 000- 0000- 6165	Fica- Employer 6.20%	83,161	82,976	49,109	92,755	97,380
01- 252- 000- 0000- 6205	Postage	38	81	25	100	100
01- 252- 000- 0000- 6230	Printing, Publishing & Adv	49	404	0	500	300
01- 252- 000- 0000- 6231	Services & Labor (Incl Contracts)	31,453	43,261	48,354	50,000	50,000
01- 252- 000- 0000- 6234	Huber- Electronic Monitor	0	0	0	1,000	1,000

# Aitkin County

## USER- SELECTED BUDGET REPORT



Report Basis: Cash

<u>Account Number</u>	<u>Account Description</u>	2016 <u>Actuals</u> <u>Mo. 01 - 12</u>	2017 <u>Actuals</u> <u>Mo. 01 - 12</u>	2018 YTD <u>Actuals</u> <u>Mo. 01 - 07</u>	ADOPTED <u>2018</u>	PROPOSED <u>2019</u>
01- 252- 000- 0000- 6240	Dues	35	0	0	0	0
01- 252- 000- 0000- 6250	Telephone	3,711	4,288	2,585	4,500	4,500
01- 252- 000- 0000- 6254	Utilities & Heating	110,656	101,138	60,155	100,000	102,000
01- 252- 000- 0000- 6260	Prof Counseling - Inmates	0	0	0	1,000	1,000
01- 252- 000- 0000- 6262	Medical Expenses & Supplies - Inm.	128,518	159,579	86,757	125,000	173,000
01- 252- 000- 0000- 6267	Unemployment Compensation	0	0	0	1,000	1,000
01- 252- 000- 0000- 6271	Inspection Fees	0	0	0	500	500
01- 252- 000- 0000- 6272	Physical Examinations	410	220	220	1,000	1,000
01- 252- 000- 0000- 6302	Car Maintenance	2,942	8,015	1,406	4,500	4,000
01- 252- 000- 0000- 6314	Radio Maint	65	0	0	0	0
01- 252- 000- 0000- 6330	Prisoner Transportation & Travel	6,738	10,581	3,692	6,000	6,000
01- 252- 000- 0000- 6332	Hotel / Motel Lodging	135 -	0	0	0	0
01- 252- 000- 0000- 6340	Meals	54 -	14	0	0	0
01- 252- 000- 0000- 6352	Insurance	882	704	614	591	750
01- 252- 000- 0000- 6353	Workers Compensation Insurance	29,330	30,357	26,118	26,253	28,000
01- 252- 000- 0000- 6374	Auto & Trailer License	16	0	0	50	50
01- 252- 000- 0000- 6405	Office & Computer Supplies	9,670	8,065	4,159	10,000	10,000
01- 252- 000- 0000- 6409	Jail Supplies	0	3,100	0	3,000	3,000
01- 252- 000- 0000- 6410	Clothing Allowance	4,097	4,347	1,193	5,000	5,000
01- 252- 000- 0000- 6418	Groceries	191,054	187,686	105,492	195,000	195,000
01- 252- 000- 0000- 6420	Kitchen Supplies	2,898	1,155	184	3,500	3,500
01- 252- 000- 0000- 6421	Laundry Supplies	11	0	0	0	0
01- 252- 000- 0000- 6422	Janitorial Supplies	31,358	31,739	18,257	31,000	33,000
01- 252- 000- 0000- 6424	Inmate Supplies	7,648	7,593	4,584	5,000	5,000
01- 252- 000- 0000- 6511	Gas And Oil	9	62	64	300	300
01- 252- 000- 0000- 6513	Fuel Oil	0	0	0	500	500
01- 252- 000- 0000- 6590	Repair & Maintenance Supplies	34,526	86,352	16,281	40,000	40,000
01- 252- 000- 0000- 6605	Building & Structures	0	0	0	30,000	30,000
01- 252- 000- 0000- 6610	Equipment	662	830	0	0	0
01- 252- 000- 0000- 6625	Office Equipment	2,420	5,132	7,721	0	0
01- 252- 000- 0000- 6630	Miscellaneous- Capital Outlay	2,060	0	0	3,000	3,000
01- 252- 003- 0000- 6241	School Registration Fee	2,106	488	425	4,000	4,000
01- 252- 003- 0000- 6330	School Tran & Travel & Parking	83	120	113	300	300
01- 252- 003- 0000- 6332	School Hotels / Motels	1,887	1,103	289	3,000	3,000
01- 252- 003- 0000- 6340	Schooling Meals	248	123	13	500	500
01- 252- 003- 0000- 6511	Gas And Oil	263	108	76	300	300

# Aitkin County

## USER- SELECTED BUDGET REPORT



01 FUND General Fund

Report Basis: Cash

<u>Account Number</u>		<u>Account Description</u>	2016 <u>Actuals</u> <u>Mo. 01 - 12</u>	2017 <u>Actuals</u> <u>Mo. 01 - 12</u>	2018 YTD <u>Actuals</u> <u>Mo. 01 - 07</u>	<u>ADOPTED</u> <u>2018</u>	<u>PROPOSED</u> <u>2019</u>	
	01-252-252-0000-5840	Drug test kit reimbursement	0	80 -	90 -	0	0	
	01-252-252-0000-5870	Prisoner Welfare Account(Non Tax)	1,497 -	1,178 -	614 -	0	0	
	01-252-252-0000-5871	Tw Vending Prisoner Welfare(Non 1	4,757 -	4,954 -	2,524 -	0	0	
	01-252-252-0000-5872	Phone Card Prisoner Welfare(Taxab	46,646 -	48,662 -	27,352 -	0	0	
	01-252-252-0000-5885	Commissary Sales Taxable	13,628 -	17,025 -	12,341 -	0	0	
	01-252-252-0000-6405	Prisoner Welfare	26,873	19,933	5,237	0	0	
	01-252-252-0000-6406	Phone Card Prisoner Welfare	16,336	19,490	13,326	0	0	
	01-252-252-0000-6408	Commissary Supplies	6,369	11,882	7,673	0	0	
	01-252-252-0000-6430	Drug Test Kits	0	534	0	0	0	
<b>DEPT</b>	<b>252</b>	<b>Corrections</b>	<b>Revenue</b>	<b>561,895 -</b>	<b>609,268 -</b>	<b>340,709 -</b>	<b>452,500 -</b>	<b>364,000 -</b>
			<b>Expend.</b>	<b>2,664,885</b>	<b>2,776,383</b>	<b>1,608,401</b>	<b>2,744,671</b>	<b>2,890,636</b>
			<b>Net</b>	<b>2,102,990</b>	<b>2,167,115</b>	<b>1,267,692</b>	<b>2,292,171</b>	<b>2,526,636</b>
253	DEPT	Sentence to Serve						
	01-253-000-0000-5315	State Grant Funding	32,788 -	32,299 -	21,009 -	30,443 -	30,443 -	
	01-253-000-0000-5760	Donations	5,550 -	3,400 -	600 -	1,500 -	0	
	01-253-000-0000-5840	Misc Receipts	321 -	0	0	0	0	
	01-253-000-0000-5872	Donations- Use 5760	0	0	0	0	1,500 -	
	01-253-000-0000-6101	Salaries- Full Time	95,573	97,705	49,493	101,511	71,011	
	01-253-000-0000-6108	Meals (Not Overnight)	0	0	14	0	0	
	01-253-000-0000-6109	Salaries- Overtime	126	679	1,048	500	500	
	01-253-000-0000-6110	Holiday Pay	251	97	0	0	0	
	01-253-000-0000-6124	Medicare Employer	1,278	1,269	659	1,471	1,037	
	01-253-000-0000-6148	Employer Deduct Contribution- HS	0	1,902	1,902	3,260	1,304	
	01-253-000-0000-6150	Health Insurance Employer	24,000	26,770	16,243	27,845	19,675	
	01-253-000-0000-6152	Life Insurance- Employer	125	124	70	132	84	
	01-253-000-0000-6154	Long Term Disability- Employer	131	131	73	134	0	
	01-253-000-0000-6159	Pera Co- Or	8,375	8,617	4,422	8,883	6,257	
	01-253-000-0000-6165	Fica- Employer	5,464	5,428	2,817	6,394	4,434	
	01-253-000-0000-6204	Juvenile Detention	62,411	13,664	0	0	0	
	01-253-000-0000-6230	Printing, Publishing & Adv	0	0	69	0	0	
	01-253-000-0000-6231	Services, Labor, Contracts	861	104	968	0	0	
	01-253-000-0000-6241	Registration Fee/license plates	30	0	0	0	0	
	01-253-000-0000-6250	Telephone	518	513	286	530	540	
	01-253-000-0000-6302	Car Maintenance	6,378	4,484	802	4,000	4,000	
	01-253-000-0000-6314	Radio Maint	65	0	0	0	0	



# Aitkin County

USER-SELECTED BUDGET REPORT



01 FUND General Fund

Report Basis: Cash

<u>Account Number</u>		<u>Account Description</u>	2016 <u>Actuals</u> <u>Mo. 01 - 12</u>	2017 <u>Actuals</u> <u>Mo. 01 - 12</u>	2018 YTD <u>Actuals</u> <u>Mo. 01 - 07</u>	<u>ADOPTED</u> <u>2018</u>	<u>PROPOSED</u> <u>2019</u>
01-253-000-0000-6330		Transportation/Travel/Parking (Ow	0	0	0	250	250
01-253-000-0000-6332		Hotel/Motel Lodging	0	0	0	250	250
01-253-000-0000-6340		Meals (Overnight)	0	0	0	100	100
01-253-000-0000-6352		Insurance	1,746	1,764	2,312	2,312	2,350
01-253-000-0000-6353		Workers Comp Insurance	2,812	2,760	2,488	2,488	2,600
01-253-000-0000-6374		Auto & Trailer License	48	0	64	50	75
01-253-000-0000-6405		Operating Supplies	4,197	3,090	1,007	4,000	3,000
01-253-000-0000-6409		STS Project Supplies	15	0	0	1,000	1,000
01-253-000-0000-6511		Gas And Oil	3,392	3,238	1,857	4,250	3,600
01-253-000-0000-6590		Repair & Maintenance Supplies	0	0	0	1,500	1,500
01-253-000-0000-6610		Equipment	550	640	0	1,500	1,500
01-253-000-0000-6625		Office Equipment	144	0	0	200	0
01-253-000-0000-6630		Miscellaneous- Capital Outlay	0	0	0	0	10,000
01-253-000-0000-6823		County Allocation	59,268	0	0	0	0
01-253-003-0000-6241		Registration Fee	240	240	110	0	0
01-253-003-0000-6511		Gas & Oil	0	0	17	0	0
DEPT 253	Sentence to Serve	<b>Revenue</b>	<b>38,659 -</b>	<b>35,699 -</b>	<b>21,609 -</b>	<b>31,943 -</b>	<b>31,943 -</b>
		<b>Expend.</b>	<b>277,998</b>	<b>173,219</b>	<b>86,721</b>	<b>172,560</b>	<b>135,067</b>
		<b>Net</b>	<b>239,339</b>	<b>137,520</b>	<b>65,112</b>	<b>140,617</b>	<b>103,124</b>
254	DEPT Enhanced 911 System						
01-254-000-0000-5310		State 'Shared Revenue'- Enhanced 9	89,190 -	89,190 -	52,027 -	89,000 -	89,000 -
01-254-000-0000-6230		Printing, Publishing & Adv	60	0	0	0	0
01-254-000-0000-6231		Services, Labor, Contracts	283,836	123,174	93,533	86,000	86,000
01-254-000-0000-6405		Office & Computer Supplies	264	1,041	7,300	0	0
01-254-000-0000-6511		Gas And Oil	0	13	0	0	0
01-254-000-0000-6610		Equipment	1,583	161	5,667	0	0
01-254-000-0000-6625		E- 911 Equipment	0	492	195	0	0
01-254-003-0000-6241		Registration Fee	0	250	0	0	0
DEPT 254	Enhanced 911 System	<b>Revenue</b>	<b>89,190 -</b>	<b>89,190 -</b>	<b>52,027 -</b>	<b>89,000 -</b>	<b>89,000 -</b>
		<b>Expend.</b>	<b>285,743</b>	<b>125,131</b>	<b>106,695</b>	<b>86,000</b>	<b>86,000</b>
		<b>Net</b>	<b>196,553</b>	<b>35,941</b>	<b>54,668</b>	<b>3,000 -</b>	<b>3,000 -</b>
255	DEPT General Crime Victim Grant						
01-255-000-0000-5310		Crime Victims State Grant	59,724 -	50,994 -	24,294 -	67,200 -	67,200 -
01-255-000-0000-5840		Misc Receipts	844 -	1,195 -	373 -	419 -	461 -

# Aitkin County



## USER- SELECTED BUDGET REPORT

01 FUND General Fund

Report Basis: Cash

<u>Account Number</u>	<u>Account Description</u>	2016	2017	2018 YTD	ADOPTED	PROPOSED	
		<u>Actuals</u>	<u>Actuals</u>	<u>Actuals</u>	<u>2018</u>	<u>2019</u>	
		<u>Mo. 01 - 12</u>	<u>Mo. 01 - 12</u>	<u>Mo. 01 - 07</u>			
01-255-000-0000-6101	Salaries- Full Time	20,516	35,253	27,823	48,368	50,556	
01-255-000-0000-6108	Meals Reimbursed (Taxable)	0	0	0	20	20	
01-255-000-0000-6124	Medicare- Employer 1.45%	286	490	389	701	726	
01-255-000-0000-6148	Employer Deduct Contribution- HS:	1,000	1,630	1,902	3,260	3,260	
01-255-000-0000-6150	Health Insurance- Employer	2,744	6,633	7,191	14,580	12,794	
01-255-000-0000-6152	Life Insurance- Employer	42	47	35	66	61	
01-255-000-0000-6154	Long Term Disability- Employer	42	112	63	131	139	
01-255-000-0000-6159	Pera Co- Or 7.25%	1,476	2,569	2,087	3,627	3,754	
01-255-000-0000-6165	Fica- Employer 6.20%	1,223	2,097	1,664	2,999	3,103	
01-255-000-0000-6205	Postage	232	1,003	461	298	311	
01-255-000-0000-6208	Staff Development/Training	0	369	150	0	500	
01-255-000-0000-6230	Printing, Publishing & Adv	0	78	0	200	200	
01-255-000-0000-6231	Services, Labor, Contracts	0	0	1,122	1,500	1,500	
01-255-000-0000-6250	Telephone	77	194	140	194	457	
01-255-000-0000-6272	Physical Examinations	0	0	0	200	0	
01-255-000-0000-6330	Transportation/Travel/Parking (Ow	107	151	128	220	220	
01-255-000-0000-6332	Hotel / Motel Lodging	0	293	0	0	293	
01-255-000-0000-6340	Meals Reimbursed Non- Taxable	25	85	0	20	30	
01-255-000-0000-6353	Workers Compensation Insurance	278	256	81	81	81	
01-255-000-0000-6405	Office & Computer Supplies	282	2,048	1,193	1,252	1,569	
01-255-000-0000-6409	Program Supplies	0	728	104	488	512	
01-255-000-0000-6625	Office Equipment & Other Equipme	667	1,196	200	1,512	1,587	
01-255-003-0000-6241	Registration Fee/Training	175	225	0	200	225	
01-255-003-0000-6330	Transportation/Travel/Parking (Ow	0	0	0	200	200	
01-255-003-0000-6332	Hotel / Motel Lodging	0	0	0	300	300	
01-255-003-0000-6340	Meals	0	0	112	100	100	
01-255-031-0000-5840	Emergency Fund Money	555	0	0	1,000	1,000	
DEPT 255	General Crime Victim Grant	<b>Revenue</b>	60,013 -	52,189 -	24,667 -	68,619 -	68,661 -
		<b>Expend.</b>	29,172	55,457	44,845	80,517	82,498
		<b>Net</b>	30,841 -	3,268	20,178	11,898	13,837
257	DEPT Community Corrections						
01-257-000-0000-5378	CCA Subsidy	132,362 -	275,343 -	142,980 -	285,961 -	285,961 -	
01-257-000-0000-5554	Juvenile Supervision Fee	525 -	900 -	575 -	1,000 -	1,000 -	
01-257-000-0000-5556	Supervision Fee	13,898 -	21,629 -	13,913 -	26,000 -	26,000 -	
01-257-000-0000-5830	Miscellaneous	0	1,915 -	172 -	2,000 -	300 -	

# Aitkin County

## USER- SELECTED BUDGET REPORT



Report Basis: Cash

<u>Account Number</u>	<u>Account Description</u>	2016 <u>Actuals</u> <u>Mo. 01 - 12</u>	2017 <u>Actuals</u> <u>Mo. 01 - 12</u>	2018 YTD <u>Actuals</u> <u>Mo. 01 - 07</u>	<u>ADOPTED</u> <u>2018</u>	<u>PROPOSED</u> <u>2019</u>
01-257-000-0000-6101	Salaries- Full Time	41,932	88,815	38,797	69,766	72,557
01-257-000-0000-6102	Wages- Part Time	0	0	0	0	28,245
01-257-000-0000-6108	Meals (Not Overnight)	0	0	0	0	100
01-257-000-0000-6124	Medicare Employer	579	1,209	530	1,012	1,462
01-257-000-0000-6148	Employer Deduct Contribution- HS/	2,000	3,260	1,902	3,260	3,260
01-257-000-0000-6150	Health Insurance Employer	5,190	12,599	8,193	14,045	14,687
01-257-000-0000-6152	Life Insurance- Employer	36	57	35	60	60
01-257-000-0000-6154	Long Term Disability- Employer	0	186	92	157	163
01-257-000-0000-6159	Pera Co- Or 7.25%	3,145	6,353	2,915	5,233	7,560
01-257-000-0000-6165	Fica- Employer 6.20%	2,476	5,167	2,267	4,326	6,250
01-257-000-0000-6205	Postage	325	524	249	1,000	600
01-257-000-0000-6220	Telephone	0	868	830	1,000	1,600
01-257-000-0000-6240	Membership Dues	0	1,482	1,392	3,000	1,500
01-257-000-0000-6249	Software License Fees	4,300	4,178	4,217	4,500	4,500
01-257-000-0000-6250	Telephone	46	9	0	0	0
01-257-000-0000-6254	Utilities - Gas and Electric	0	1,219	0	0	0
01-257-000-0000-6300	Maintenance- Service Contracts	0	57	0	0	0
01-257-000-0000-6330	Mileage	2,074	351	16	1,500	500
01-257-000-0000-6332	Hotel/Motel Lodging	0	679	362	600	1,000
01-257-000-0000-6335	Gas/Vehicle Fuel Charges	0	82	175	500	500
01-257-000-0000-6339	Meals (Overnight)	27	53	20	200	200
01-257-000-0000-6342	Office Equipment Rental/Contracts	1,300	2,353	1,383	3,000	3,000
01-257-000-0000-6352	Property Casualty Insurance- MCIT	0	0	0	230	200
01-257-000-0000-6353	Workers Compensation Insurance	0	284	1,943	1,124	2,000
01-257-000-0000-6374	Auto & Trailer License	40	0	0	0	0
01-257-000-0000-6402	Computer Supplies & Software- Unc	1,227	0	0	0	0
01-257-000-0000-6405	Office Supplies	185	1,054	462	1,500	1,500
01-257-000-0000-6422	Janitorial Services/Supplies	0	170	0	0	0
01-257-000-0000-6480	Small Furniture (Under \$250)	0	132	0	1,000	1,000
01-257-000-0000-6625	Office & Other Equipment- Over \$2	12,241	300	0	2,500	1,000
01-257-022-0000-5135	Fees	8,214 -	10,338 -	6,072 -	10,000 -	10,000 -
01-257-022-0000-5333	Drug Court Grant	21,528 -	0	0	0	0
01-257-022-0000-6101	Salaries- Full Time	29,313	0	0	0	0
01-257-022-0000-6124	Medicare Employer	347	0	0	0	0
01-257-022-0000-6148	Employer Deduct Contribution- HS/	1,500	0	0	0	0
01-257-022-0000-6150	Health Insurance Employer	7,812	0	0	0	0

# Aitkin County

## USER- SELECTED BUDGET REPORT



Report Basis: Cash

<u>Account Number</u>	<u>Account Description</u>	2016 <u>Actuals</u> <u>Mo. 01 - 12</u>	2017 <u>Actuals</u> <u>Mo. 01 - 12</u>	2018 YTD <u>Actuals</u> <u>Mo. 01 - 07</u>	<u>ADOPTED</u> <u>2018</u>	<u>PROPOSED</u> <u>2019</u>
01-257-022-0000-6152	Life Insurance- Employer	31	0	0	0	0
01-257-022-0000-6159	Pera Co- Or	2,198	0	0	0	0
01-257-022-0000-6165	Fica- Employer	1,483	0	0	0	0
01-257-022-0000-6302	Car Maintenance	866	0	0	200	0
01-257-022-0000-6335	Gas/Vehicle Fuel Charges	25	0	0	0	0
01-257-022-0000-6406	Sobriety Crt Expenses	12,668	8,189	1,351	10,000	10,000
01-257-251-0000-6108	Meals (Not Overnight)	0	0	11	0	30
01-257-251-0000-6241	Registration Fee	685	2,260	1,765	1,600	2,000
01-257-251-0000-6268	Staff Training, Development	0	376	78	700	300
01-257-251-0000-6330	Mileage	229	486	407	500	500
01-257-251-0000-6332	Hotel/Motel Lodging	930	1,692	1,773	2,000	2,000
01-257-251-0000-6335	Gas/Vehicle Fuel Charges	0	334	141	400	300
01-257-251-0000-6339	Meals (Overnight)	67	456	278	500	400
01-257-255-0000-6101	Salaries- Full Time	27,576	48,983	30,779	53,508	53,799
01-257-255-0000-6102	Wages- Part Time	0	11,015	2,275	0	0
01-257-255-0000-6108	Meals (Not Overnight)	0	0	0	100	30
01-257-255-0000-6109	Salaries- Overtime	0	21	0	0	0
01-257-255-0000-6124	Medicare Employer	301	631	438	780	780
01-257-255-0000-6148	Employer Deduct Contribution- HS,	1,500	2,717	1,902	2,260	2,260
01-257-255-0000-6150	Health Insurance Employer	7,812	12,599	8,270	6,145	6,452
01-257-255-0000-6152	Life Insurance- Employer	36	57	35	23	60
01-257-255-0000-6154	Long Term Disability- Employer	0	120	70	120	121
01-257-255-0000-6159	Pera Co- Or	1,881	1,972	5,610	4,013	4,035
01-257-255-0000-6165	Fica- Employer	1,286	2,697	1,874	3,300	3,336
01-257-255-0000-6204	Juvenile Detention	0	200,033	73,805	270,000	270,000
01-257-255-0000-6330	Mileage	0	0	0	200	200
01-257-255-0000-6335	Gas/Vehicle Fuel Charges	24	305	135	500	500
01-257-255-0000-6352	Insurance- Vehicles/Equipment/Lia	0	0	0	230	0
01-257-255-0000-6353	Workers Comp Insurance	0	0	11	862	500
01-257-255-0000-6405	Office Supplies	63	0	0	0	0
01-257-257-0000-6101	Salaries- Full Time	99,727	235,832	148,807	284,533	256,425
01-257-257-0000-6102	Wages- Part Time	0	8,973	12,890	0	0
01-257-257-0000-6108	Meals (Not Overnight)	0	0	0	100	50
01-257-257-0000-6109	Salaries- Overtime	0	286	0	600	600
01-257-257-0000-6124	Medicare Employer	1,414	3,593	2,282	4,126	3,728
01-257-257-0000-6148	Employer Deduct Contribution- HS,	7,350	10,808	5,857	11,040	12,040

# Aitkin County

## USER- SELECTED BUDGET REPORT



Report Basis: Cash

<u>Account Number</u>	<u>Account Description</u>	2016	2017	2018 YTD	ADOPTED	PROPOSED
		<u>Actuals</u>	<u>Actuals</u>	<u>Actuals</u>	<u>2018</u>	<u>2019</u>
		<u>Mo. 01 - 12</u>	<u>Mo. 01 - 12</u>	<u>Mo. 01 - 07</u>		
01-257-257-0000-6150	Health Insurance Employer	17,568	33,279	19,382	40,380	50,513
01-257-257-0000-6152	Life Insurance- Employer	124	177	98	202	203
01-257-257-0000-6154	Long Term Disability- Employer	0	576	337	578	577
01-257-257-0000-6159	Pera Co- Or	7,667	18,226	12,127	21,339	19,277
01-257-257-0000-6165	Fica- Employer	6,046	15,364	9,758	17,641	15,936
01-257-257-0000-6215	Wireless Telephone Services	233	652	381	1,600	1,600
01-257-257-0000-6220	Telephone	44	0	0	0	0
01-257-257-0000-6330	Mileage	529	1,654	698	1,600	1,600
01-257-257-0000-6335	Gas/Vehicle Fuel Charges	323	282	272	1,200	1,200
01-257-257-0000-6352	Insurance- Vehicles/Equipment/Lia	0	0	0	1,840	0
01-257-257-0000-6353	Workers Comp Insurance	0	0	5,187	4,905	6,000
01-257-257-0000-6405	Office Supplies	312	0	0	0	0
01-257-258-0000-5333	Drug Court Grant	0	79,327	50,587	75,721	55,000
01-257-258-0000-6101	Salaries- Full Time	0	70,129	44,041	69,603	55,357
01-257-258-0000-6124	Medicare Employer	0	908	582	1,009	803
01-257-258-0000-6148	Employer Deduct Contribution- HS/	0	3,260	1,902	3,260	2,260
01-257-258-0000-6150	Health Insurance Employer	0	13,741	7,023	14,045	6,452
01-257-258-0000-6152	Life Insurance- Employer	0	62	25	60	23
01-257-258-0000-6154	Long Term Disability- Employer	0	169	78	157	125
01-257-258-0000-6159	Pera Co- Or	0	5,065	2,923	5,220	4,152
01-257-258-0000-6165	Fica- Employer	0	3,883	2,491	4,315	3,432
01-257-258-0000-6302	Car Maintenance	0	79	52	0	200
01-257-258-0000-6330	Transportation/Travel/Parking	163	0	0	200	200
01-257-258-0000-6335	Gas/Vehicle Fuel Charges	0	311	84	500	1,500
01-257-258-0000-6352	Insurance- Vehicles/Equipment/Lia	0	0	0	230	300
01-257-258-0000-6353	Workers Comp Insurance	0	0	1,359	1,121	1,500
01-257-267-0000-5333	Sex Offender Polygraph Grant Reirr	0	0	0	500	500
01-257-267-0000-5555	Medical Test	405	435	0	500	500
01-257-267-0000-5557	Electronic Monitoring	29,768	85,611	34,107	50,000	60,000
01-257-267-0000-5558	Polygraph Fees	0	0	0	500	0
01-257-267-0000-5559	Program Fees	225	0	0	1,200	800
01-257-267-0000-6269	Professional Services	1,414	352	0	0	0
01-257-267-0000-6274	Drug Testing Fee	1,329	3,688	2,668	5,500	6,000
01-257-267-0000-6283	Professional Services	3	798	450	3,000	2,000
01-257-267-0000-6285	Polygraph Services	0	0	0	0	500
01-257-267-0000-6341	Equipment Rental	9,810	42,238	19,432	25,000	30,000

# Aitkin County

## USER-SELECTED BUDGET REPORT



Report Basis: Cash

<u>Account Number</u>		<u>Account Description</u>	2016 <u>Actuals</u> <u>Mo. 01 - 12</u>	2017 <u>Actuals</u> <u>Mo. 01 - 12</u>	2018 YTD <u>Actuals</u> <u>Mo. 01 - 07</u>	<u>ADOPTED</u> <u>2018</u>	<u>PROPOSED</u> <u>2019</u>
DEPT 257	Community Corrections	Revenue	206,925 -	475,498 -	248,406 -	453,382 -	440,061 -
		Expend.	329,812	900,769	497,974	1,002,358	995,600
		Net	122,887	425,271	249,568	548,976	555,539
280 DEPT	Emergency Management						
01-280-000-0000-5390	Emergency Service State Grant		20,755 -	19,629 -	0	19,194 -	19,194 -
01-280-000-0000-6101	Salaries- Full Time		26,543	27,358	16,226	28,196	29,333
01-280-000-0000-6108	Meals Reimbursed (Taxable)		13	5	7	0	0
01-280-000-0000-6124	Medicare- Employer 1.45%		367	383	234	409	426
01-280-000-0000-6148	Employer Deduct Contribution- HS,		0	659	659	0	1,130
01-280-000-0000-6150	Health Insurance- Employer		6,000	4,515	1,792	4,203	3,227
01-280-000-0000-6152	Life Insurance- Employer		31	31	17	33	30
01-280-000-0000-6154	Long Term Disability- Employer		55	66	37	42	66
01-280-000-0000-6159	Pera Co- Or 14.4%		2,323	2,394	1,420	2,468	2,567
01-280-000-0000-6165	Fica- Employer 6.20%		1,569	1,639	1,000	1,749	1,819
01-280-000-0000-6231	Services, Labor, Etc		148	0	0	1,000	1,000
01-280-000-0000-6240	Dues		185	85	0	700	700
01-280-000-0000-6250	Telephone		107	32	7	500	500
01-280-000-0000-6330	Transportation & Travel & Parking		0	0	0	400	400
01-280-000-0000-6332	Hotel / Motel Lodging		0	0	100	0	0
01-280-000-0000-6340	Meals		0	0	11	0	0
01-280-000-0000-6352	Insurance		327	270	242	234	250
01-280-000-0000-6353	Workers Compensation Insurance		957	638	690	690	690
01-280-000-0000-6374	Auto & Trailer License		16	0	16	0	0
01-280-000-0000-6405	Office Supplies		0	257	10	500	500
01-280-000-0000-6409	Deputy Supplie		0	0	0	1,000	100
01-280-000-0000-6511	Gas And Oil		155	126	42	0	0
01-280-000-0000-6610	Equipment		747	10,298	0	5,000	5,000
01-280-003-0000-6241	Registration Fee		825	600	435	500	500
01-280-003-0000-6330	Transporation		59	10	10	500	500
01-280-003-0000-6332	Hotel / Motel Lodging		703	678	694	1,000	1,000
01-280-003-0000-6340	Meals- Schooling		158	27	27	300	300
01-280-003-0000-6511	Gas & Oil		108	55	104	0	0
DEPT 280	Emergency Management	Revenue	20,755 -	19,629 -	0	19,194 -	19,194 -
		Expend.	41,396	50,126	23,780	49,424	50,038

# Aitkin County

## USER- SELECTED BUDGET REPORT



Report Basis: Cash

<u>Account Number</u>		<u>Account Description</u>	2016 <u>Actuals</u> Mo. 01 - 12	2017 <u>Actuals</u> Mo. 01 - 12	2018 YTD <u>Actuals</u> Mo. 01 - 07	ADOPTED <u>2018</u>	PROPOSED <u>2019</u>	
		Net	20,641	30,497	23,780	30,230	30,844	
390	DEPT	Environmental Health (FBL)						
		01-390-000-0000-5136 Fbl Licenses	70,973 -	73,201 -	70,132 -	70,500 -	70,500 -	
		01-390-000-0000-5537 Primary/Plan Fe	0	0	495 -	0	0	
		01-390-000-0000-6101 Salaries- Full Time	51,598	53,171	31,529	54,805	56,723	
		01-390-000-0000-6102 Salaries- - Part Time	3,000	3,000	0	3,000	3,000	
		01-390-000-0000-6108 Meals Reimbursed (Taxable)	41	41	49	100	100	
		01-390-000-0000-6124 Medicare- Employer 1.45%	741	768	455	838	867	
		01-390-000-0000-6150 Health Insurance- Employer	0	0	0	2,750	2,750	
		01-390-000-0000-6152 Life Insurance- Employer	62	62	35	70	60	
		01-390-000-0000-6154 Long Term Disability- Employer	129	133	72	140	128	
		01-390-000-0000-6159 Pera Co- Or 7.25%	3,870	3,988	2,365	4,340	4,254	
		01-390-000-0000-6165 Fica- Employer 6.20%	3,166	3,282	1,945	3,600	3,703	
		01-390-000-0000-6205 Postage	221	227	132	400	400	
		01-390-000-0000-6208 Training/Education	91	270	0	700	500	
		01-390-000-0000-6230 Printing, Publishing & Adv	317	0	0	300	300	
		01-390-000-0000-6231 Services, Labor, Contracts	0	0	2,000	0	0	
		01-390-000-0000-6240 Dues	140	281	0	120	150	
		01-390-000-0000-6250 Telephone	187	190	121	250	200	
		01-390-000-0000-6302 Car Maintenance	628	693	80	400	500	
		01-390-000-0000-6330 Transportation & Travel & Parking	8	42	16	100	50	
		01-390-000-0000-6332 Hotel / Motel Lodging	123	516	0	400	400	
		01-390-000-0000-6340 Meals	0	90	26	100	100	
		01-390-000-0000-6352 Insurance	1,072	1,027	1,043	1,035	1,050	
		01-390-000-0000-6353 Workers Compensation Insurance	791	990	1,007	1,006	1,000	
		01-390-000-0000-6374 Auto & Trailer License	16	0	16	0	0	
		01-390-000-0000-6405 Office, Film, And Field Supplies	323	485	193	500	1,500	
		01-390-000-0000-6511 Gas And Oil	729	749	399	1,000	1,000	
		01-390-000-0000-6625 Office Equipment & Other Equipme	113	0	261	1,250	0	
		01-390-000-0000-6820 Refunds	233	0	0	0	0	
DEPT	390	Environmental Health (FBL)	Revenue	70,973 -	73,201 -	70,627 -	70,500 -	70,500 -
			Expend.	67,599	70,005	41,744	77,204	78,735
			Net	3,374 -	3,196 -	28,883 -	6,704	8,235

391 DEPT Solid Waste



# Aitkin County

## USER- SELECTED BUDGET REPORT



Report Basis: Cash

<u>Account Number</u>	<u>Account Description</u>	2016 <u>Actuals</u> <u>Mo. 01 - 12</u>	2017 <u>Actuals</u> <u>Mo. 01 - 12</u>	2018 YTD <u>Actuals</u> <u>Mo. 01 - 07</u>	<u>ADOPTED</u> <u>2018</u>	<u>PROPOSED</u> <u>2019</u>
01-391-000-0000-5001	Taxes	184,274 -	184,337 -	127,865 -	225,480 -	213,580 -
01-391-000-0000-5137	Solid Waste License	1,500 -	900 -	500 -	1,000 -	1,000 -
01-391-000-0000-5201	Mv Credit Ms Statute 273.1384	2,587 -	2,582 -	0	0	0
01-391-000-0000-5203	Disaster Abatement Credit	11 -	30 -	0	0	0
01-391-000-0000-5208	Tax Abatement	1,291 -	0	0	0	0
01-391-000-0000-5209	Disparity Reduction Aid	154 -	149 -	0	0	0
01-391-000-0000-5216	Taconite Credit- Current	4,571 -	4,497 -	0	0	0
01-391-000-0000-5251	In Lieu Apportionments & Receipts	1,978 -	1,954 -	0	0	0
01-391-000-0000-5545	Household Hazardous Waste	3,396 -	3,206 -	0	3,000 -	3,000 -
01-391-000-0000-5760	Donations	3,525 -	5,875 -	1,500 -	0	0
01-391-000-0000-5835	HHW PAINT REIMBURSEMENT	779 -	0	0	500 -	0
01-391-000-0000-5840	Misc Receipts	271 -	516 -	149 -	0	0
01-391-000-0000-5947	Planned Use of Fund Balance	0	0	0	0	45,000 -
01-391-000-0000-6101	Salaries- Full Time	122,306	127,797	75,588	130,801	134,438
01-391-000-0000-6102	Salaries- - Part Time	2,357	5,000	0	5,000	4,000
01-391-000-0000-6108	Meals Reimbursed (Taxable)	47	35	47	150	100
01-391-000-0000-6109	Overtime- Salaries	569	817	0	1,000	1,000
01-391-000-0000-6124	Medicare- Employer 1.45%	1,792	1,807	1,069	1,970	2,020
01-391-000-0000-6148	Employer Deduct Contribution- HS,	1,500	3,390	1,978	3,390	3,390
01-391-000-0000-6150	Health Insurance- Employer	12,348	9,059	5,377	9,218	9,678
01-391-000-0000-6152	Life Insurance- Employer	72	34	20	0	35
01-391-000-0000-6154	Long Term Disability- Employer	306	316	174	350	304
01-391-000-0000-6159	Pera Co- Or 7.25%	9,216	9,451	5,604	10,185	10,160
01-391-000-0000-6165	Fica- Employer 6.20%	7,660	7,724	4,570	8,420	8,634
01-391-000-0000-6205	Postage	508	303	2	500	500
01-391-000-0000-6208	Training/Education	30	0	0	500	200
01-391-000-0000-6230	Printing, Publishing & Adv	2,593	2,487	2,868	2,000	2,000
01-391-000-0000-6231	Services, Labor, & Minor Contracts	14,489	20,890	13,774	16,000	16,000
01-391-000-0000-6240	Dues	320	375	160	300	300
01-391-000-0000-6241	Registration Fee	1,000	940	545	1,000	1,000
01-391-000-0000-6250	Telephone	957	1,045	496	1,000	1,000
01-391-000-0000-6302	Car Maintenance	487	331	0	750	500
01-391-000-0000-6330	Transportation & Travel & Parking	0	163	155	250	200
01-391-000-0000-6332	Hotel / Motel Lodging	1,696	709	584	1,200	1,200
01-391-000-0000-6340	Meals	125	63	34	100	100
01-391-000-0000-6352	Insurance	1,627	2,825	2,219	2,222	2,250

# Aitkin County

## USER- SELECTED BUDGET REPORT



01 FUND General Fund

Report Basis: Cash

<u>Account Number</u>	<u>Account Description</u>	2016 <u>Actuals</u> <u>Mo. 01 - 12</u>	2017 <u>Actuals</u> <u>Mo. 01 - 12</u>	2018 YTD <u>Actuals</u> <u>Mo. 01 - 07</u>	<u>ADOPTED</u> <u>2018</u>	<u>PROPOSED</u> <u>2019</u>
01-391-000-0000-6353	Workers Compensation Insurance	1,841	2,103	2,393	2,403	2,400
01-391-000-0000-6374	Auto & Trailer License	16	0	16	0	0
01-391-000-0000-6405	Office & Film Supplies	848	759	372	1,000	2,500
01-391-000-0000-6511	Gas And Oil	235	308	192	500	400
01-391-000-0000-6605	Building & Structures	0	1,485	0	0	0
01-391-000-0000-6620	Auto	0	0	0	0	15,000
01-391-000-0000-6625	Office Equipment	514	1,440	818	1,500	0
01-391-000-0000-6800	Miscellaneous(Promotional)	709	571	0	1,000	1,000
01-391-036-0000-6416	EED Expenses/Supplies	3,553	5,920	15	0	0
01-391-060-0000-5392	Score State Grant	68,710 -	68,711 -	33,864 -	67,729 -	67,729 -
01-391-060-0000-6360	Recycling Contract	90,627	93,713	57,761	95,000	110,000
DEPT 391 Solid Waste	<b>Revenue</b>	273,047 -	272,757 -	163,878 -	297,709 -	330,309 -
	<b>Expend.</b>	280,348	301,860	176,831	297,709	330,309
	<b>Net</b>	7,301	29,103	12,953	0	0
392 DEPT Water Wells						
01-392-000-0000-5546	Drinking Water Test Fees	13,040 -	15,800 -	6,080 -	10,000 -	10,000 -
01-392-000-0000-6102	Wages- Part Time	0	2,030	0	2,000	2,000
01-392-000-0000-6231	Services, Labor, Contracts	1,310	416	307	1,500	1,500
01-392-000-0000-6405	Office & Film Supplies	3,018	2,368	796	3,000	3,000
01-392-000-0000-6820	Refunds	0	80	0	0	0
DEPT 392 Water Wells	<b>Revenue</b>	13,040 -	15,800 -	6,080 -	10,000 -	10,000 -
	<b>Expend.</b>	4,328	4,894	1,103	6,500	6,500
	<b>Net</b>	8,712 -	10,906 -	4,977 -	3,500 -	3,500 -
500 DEPT Library And Historical Society						
01-500-500-0000-6350	Library Per Diem	1,295	385	0	0	0
01-500-500-0000-6801	Library Appropriations	219,932	225,882	112,289	224,577	224,577
01-500-501-0000-6352	Historical Society Insurance	2,737	2,386	2,130	3,000	3,000
01-500-501-0000-6353	Historical Society Workers Compen	50	50	50	50	50
01-500-501-0000-6801	Historical Society Appropriations	15,500	16,500	8,250	16,500	18,500
01-500-502-0000-6848	CARE Approp	54,567	45,900	45,900	45,900	53,900
DEPT 500 Library And Historical Society	<b>Revenue</b>					
	<b>Expend.</b>	294,081	291,103	168,619	290,027	300,027
	<b>Net</b>	294,081	291,103	168,619	290,027	300,027
520 DEPT Parks						

# Aitkin County

## USER- SELECTED BUDGET REPORT



01 FUND General Fund

Report Basis: Cash

<u>Account Number</u>		<u>Account Description</u>	2016 <u>Actuals</u> <u>Mo. 01 - 12</u>	2017 <u>Actuals</u> <u>Mo. 01 - 12</u>	2018 YTD <u>Actuals</u> <u>Mo. 01 - 07</u>	ADOPTED <u>2018</u>	PROPOSED <u>2019</u>
01-520-000-0000-6250	Telephone		0	0	109	0	0
DEPT 520	Parks	Revenue					
		Expend.	0	0	109	0	0
		Net	0	0	109	0	0
600 DEPT	Ag Society, Soil & Water, Ag Inspect						
01-600-550-0000-6352	Ag Society Insurance		4,172	3,830	3,556	4,000	4,000
01-600-550-0000-6353	Ag Societyworkers Compensation I		50	50	50	50	50
01-600-550-0000-6801	Ag Society Appropriations		10,000	10,000	10,000	10,000	10,000
01-600-550-0000-6843	Ag Society Capital Improvements		10,000	10,000	0	10,000	10,000
01-600-552-0000-6350	SRW Per Diem		140	175	70	140	0
01-600-552-0000-6801	Soil & Water Appropriations		98,034	98,034	98,034	98,034	98,034
01-600-552-0000-6836	Soil & Water Snake River Watershec		10,079	10,079	10,179	10,079	10,079
01-600-552-0000-6847	Mississippi Headwaters Board		1,500	1,500	1,500	1,500	1,500
DEPT 600	Ag Society, Soil & Water, Ag Inspect	Revenue					
		Expend.	133,975	133,668	123,389	133,803	133,663
		Net	133,975	133,668	123,389	133,803	133,663
601 DEPT	Extension						
01-601-000-0000-6205	Postage		302	496	302	600	600
01-601-000-0000-6230	Printing, Publishing & Adv		0	0	0	100	100
01-601-000-0000-6231	Services & Charges		0	367	86	450	450
01-601-000-0000-6250	Telephone		68	29	43	250	250
01-601-000-0000-6262	Univ Of Minn Contracts		64,323	52,823	36,096	74,692	76,280
01-601-000-0000-6330	Transportation (Employees)		0	0	0	100	100
01-601-000-0000-6332	Hotel / Motel Lodging		0	0	0	150	150
01-601-000-0000-6340	Meals		0	0	0	50	50
01-601-000-0000-6350	Per Diem		805	735	385	825	825
01-601-000-0000-6353	Workers Compensation Insurance		23	0	0	0	0
01-601-000-0000-6360	Extension Comm Expenses (Not Per		109	124	88	150	150
01-601-000-0000-6405	Office Supplies		947	810	246	2,000	1,000
01-601-000-0000-6625	Office Equipment		0	0	180	1,000	1,000
01-601-551-0000-5840	4- H Plat Book Sales		920 -	1,240	480	0	0
DEPT 601	Extension	Revenue	920-	1,240	480	0	0
		Expend.	66,577	55,384	37,426	80,367	80,955
		Net	65,657	56,624	37,906	80,367	80,955

# Aitkin County

## USER- SELECTED BUDGET REPORT



Report Basis: Cash

<u>Account Number</u>		<u>Account Description</u>		<u>2016</u>	<u>2017</u>	<u>2018 YTD</u>	<u>ADOPTED</u>	<u>PROPOSED</u>
		<u>Actuals</u>	<u>Actuals</u>	<u>Actuals</u>	<u>Actuals</u>	<u>Actuals</u>	<u>2018</u>	<u>2019</u>
		Mo. 01 - 12	Mo. 01 - 12	Mo. 01 - 07				
700	DEPT	Promotion,AEOA Tran,Airport,RC&D,Tourism						
		01-700-903-0000-6800	Aitkin Airport Appropriation	14,107	14,107	7,054	14,107	14,107
		01-700-903-0000-6801	Mcgregor Airport Appropriation	13,900	13,900	6,950	13,900	13,900
		01-700-909-0000-5840	Pilt Funds To Cover Tourism	0	1,500 -	0	0	0
		01-700-909-0000-6800	Tourism Miscellaneous	14,669	10,257	5,915	0	0
		01-700-909-0000-6801	Appropriations- Grant	500	4,000	500	10,000	10,000
DEPT	700	Promotion,AEOA Tran,Airport,RC&D,TourismRevenue		0	1,500-	0	0	0
			Expend.	43,176	42,264	20,419	38,007	38,007
			Net	43,176	40,764	20,419	38,007	38,007
711	DEPT	Economic Development						
		01-711-000-0000-5840	Misc Receipts	9,458 -	7,583	4,530	0	1,000 -
		01-711-000-0000-5947	Intergovernmental Transfer	0	0	0	0	60,593 -
		01-711-000-0000-6101	Salaries- Full Time	29,084	29,969	18,001	31,120	79,927
		01-711-000-0000-6108	Meals Reimbursed (Taxable)	5	0	0	0	0
		01-711-000-0000-6124	Medicare- Employer 1.45%	423	436	262	451	1,159
		01-711-000-0000-6148	Employer Deduct Contribution- HS/	400	904	527	904	2,260
		01-711-000-0000-6150	Health Insurance- Employer	3,293	2,416	1,434	2,458	6,452
		01-711-000-0000-6152	Life Insurance- Employer	25	25	14	26	60
		01-711-000-0000-6154	Long Term Disability- Employer	73	75	41	84	180
		01-711-000-0000-6159	Pera Co- Or 7.25%	2,181	2,248	1,333	2,334	5,995
		01-711-000-0000-6165	Fica- Employer 6.20%	1,808	1,863	1,119	1,929	4,956
		01-711-000-0000-6205	Postage	5	4	0	50	50
		01-711-000-0000-6230	Printing, Publishing & Adv	18	0	0	0	0
		01-711-000-0000-6240	Dues/Assoc Fees	250	250	250	300	300
		01-711-000-0000-6241	Registration Fee	305	96	0	120	120
		01-711-000-0000-6250	Telephone	114	106	41	150	150
		01-711-000-0000-6303	Mcnight/Blandin Grant Expenses	7,385	59,253	3,818	0	0
		01-711-000-0000-6330	Transportation/Travel/Parking (Ow	0	0	6	0	0
		01-711-000-0000-6332	Hotel / Motel Lodging	0	0	0	200	200
		01-711-000-0000-6340	Meals Reimbursed Non- Taxable	0	0	0	100	100
		01-711-000-0000-6352	Insurance	294	235	205	197	197
		01-711-000-0000-6353	Workers Compensation Insurance	162	150	114	114	120
		01-711-000-0000-6405	Office & Computer Supplies	44	40	0	50	50
		01-711-000-0000-6511	Gas And Oil	20	176	68	200	200
		01-711-000-0000-6625	Office & Other Equipment	0	13	0	0	0

JAS1  
 8/24/18 5:35PM  
 01 FUND General Fund

# Aitkin County

## USER- SELECTED BUDGET REPORT



Report Basis: Cash

<u>Account Number</u>		<u>Account Description</u>	2016 <u>Actuals</u> <u>Mo. 01 - 12</u>	2017 <u>Actuals</u> <u>Mo. 01 - 12</u>	2018 YTD <u>Actuals</u> <u>Mo. 01 - 07</u>	ADOPTED <u>2018</u>	PROPOSED <u>2019</u>
01-711-042-0000-5840		Blandin- Research & Planning Grant	25,000 -	71,705 -	0	0	0
DEPT 711	Economic Development	Revenue	34,458 -	64,122 -	4,530	0	61,593 -
		Expend.	45,889	98,259	27,233	40,787	102,476
		Net	11,431	34,137	31,763	40,787	40,883

# Aitkin County

## USER-SELECTED BUDGET REPORT



Report Basis: Cash

<u>Account Number</u>			<u>Account Description</u>	<u>2016 Actuals</u> Mo. 01 - 12	<u>2017 Actuals</u> Mo. 01 - 12	<u>2018 YTD Actuals</u> Mo. 01 - 07	<u>ADOPTED 2018</u>	<u>PROPOSED 2019</u>
000	DEPT	Undesignated						
			Taxes	1,323,085 -	1,205,360 -	1,442,763 -	1,365,150 -	1,292,447 -
			Mv Credit Ms Statute 273.1384	35,017 -	33,876 -	0	0	0
			Disaster Abatement Credit	149 -	391 -	0	0	0
			Tax Abatement	17,474 -	0	0	0	0
			Disparity Reduction Aid	2,081 -	1,956 -	0	0	0
			Taconite Credit	123,470 -	117,737 -	0	0	0
			Twp Road Allotment Gas Tax	378,304 -	378,264 -	442,343 -	400,400 -	452,000 -
			In Lieu Apportionments & Receipts	26,759 -	25,641 -	0	0	0
			State Grants- Disaster Funds	0	162,519 -	0	0	0
			Misc Receipts	216,373 -	54,979 -	14,837 -	46,907 -	40,000 -
			St Aid - Town Bridge	0	32,706 -	0	5,000 -	0
			St Aid-Reg Construction	126,604 -	120,522 -	0	50,000 -	90,000 -
			St Aid Mun Construction	0	0	0	50,000 -	10,000 -
			State Aid Reg Maint	1,840,441 -	1,840,288 -	1,972,469 -	1,960,620 -	1,970,000 -
			State Aid Municipal Maint	107,940 -	107,725 -	127,242 -	105,000 -	130,000 -
			Charges- Townships	313,566 -	347,125 -	29,465 -	282,000 -	269,500 -
			Charges- Individuals	14,722 -	14,466 -	9,807 -	13,000 -	11,430 -
			Culverts	2,680 -	4,488 -	588 -	2,000 -	2,000 -
			Co Auction Proceeds	10,972 -	4,946 -	3,769 -	1,000 -	2,000 -
			Wetland Bank Credits	219,650 -	51,708 -	6,077 -	0	0
DEPT	000	Undesignated	<b>Revenue</b>	4,759,287 -	4,504,697 -	4,049,360 -	4,281,077 -	4,269,377 -
			<b>Expend.</b>					
			<b>Net</b>	4,759,287 -	4,504,697 -	4,049,360 -	4,281,077 -	4,269,377 -
301	DEPT	R&B Administration						
			Salaries- Full Time	339,220	340,123	199,473	342,456	342,407
			Meals Reimbursed (Taxable)	170	142	21	200	200
			Medicare- Employer 1.45%	4,733	4,602	2,735	4,965	4,965
			Employer Deduct Contribution- HS:	11,350	12,209	7,221	12,379	12,040
			Health Insurance- Employer	27,156	46,136	27,699	47,485	48,621
			Life Insurance- Employer	222	215	120	272	202
			Long Term Disability- Employer	494	744	403	1,335	686
			Pera Employer 7.25%	23,534	23,805	14,155	24,758	24,755
			Fica- Employer 6.20%	19,605	19,439	11,696	21,232	21,229
			Postage	982	796	1,148	1,200	1,000

# Aitkin County

## USER- SELECTED BUDGET REPORT



03 FUND Road & Bridge

Report Basis: Cash

<u>Account Number</u>		<u>Account Description</u>	2016 <u>Actuals</u> <u>Mo. 01 - 12</u>	2017 <u>Actuals</u> <u>Mo. 01 - 12</u>	2018 YTD <u>Actuals</u> <u>Mo. 01 - 07</u>	<u>ADOPTED</u> <u>2018</u>	<u>PROPOSED</u> <u>2019</u>
03-301-000-0000-6240		Dues	2,518	2,960	3,010	3,000	3,050
03-301-000-0000-6241		Fees/Prof/Misc	1,791	1,764	1,447	2,000	1,500
03-301-000-0000-6296		Meeting Expense/Physicals	3,601	1,643	2,020	4,000	2,000
03-301-000-0000-6300		Service Contracts	11,095	12,183	9,150	13,490	13,490
03-301-000-0000-6330		Highway Travel	24	0	0	0	0
03-301-000-0000-6352		Insurance	22,478	12,854	46,737	13,240	45,000
03-301-000-0000-6353		Workers Compensation Insurance	3,692	5,241	4,722	5,400	4,960
03-301-000-0000-6400		Supplies And Materials	5,879	4,774	3,118	5,000	5,000
03-301-000-0000-6405		Office & Computer Supplies	0	0	119	0	0
DEPT 301	R&B Administration	<b>Revenue</b>					
		<b>Expend.</b>	478,544	489,630	334,994	502,412	531,105
		<b>Net</b>	478,544	489,630	334,994	502,412	531,105
302	DEPT R&B Engineering/Construction						
03-302-000-0000-6101		Salaries- Full Time	272,206	255,159	158,299	315,929	325,420
03-302-000-0000-6102		Salaries- - Part Time	4,044	6,640	2,812	7,756	7,457
03-302-000-0000-6108		Meals Reimbursed (Taxable)	84	31	84	100	100
03-302-000-0000-6109		Overtime- Salaries	34,797	30,240	2,637	41,517	42,903
03-302-000-0000-6124		Medicare- Employer 1.45%	4,371	4,117	2,300	5,295	5,448
03-302-000-0000-6148		Employer Deduct Contribution- HS:	1,000	2,260	1,318	2,260	2,260
03-302-000-0000-6150		Health Insurance- Employer	52,232	53,689	29,985	68,845	73,052
03-302-000-0000-6152		Life Insurance- Employer	217	216	125	393	323
03-302-000-0000-6154		Long Term Disability- Employer	163	168	91	270	161
03-302-000-0000-6159		Pera Employer 7.25%	22,541	21,283	11,922	26,809	27,626
03-302-000-0000-6165		Fica- Employer 6.20%	18,688	17,606	9,837	22,642	23,298
03-302-000-0000-6296		Meeting Expense/Physicals	2,951	363	4,011	3,000	2,500
03-302-000-0000-6353		Workers Compensation Insurance	3,102	2,038	2,613	3,000	2,750
03-302-000-0000-6400		Supplies And Materials	0	0	45	0	0
03-302-000-0000-6411		Safety Footwear	221	269	134	725	725
03-302-000-0000-6449		Rd/Br Engr. Supplies	5,230	2,831	6,285	5,000	6,000
DEPT 302	R&B Engineering/Construction	<b>Revenue</b>					
		<b>Expend.</b>	421,847	396,910	232,498	503,541	520,023
		<b>Net</b>	421,847	396,910	232,498	503,541	520,023
303	DEPT R&B Highway Maintenance						
03-303-000-0000-6101		Salaries- Full Time	926,068	941,805	529,838	984,113	977,957

# Aitkin County

## USER-SELECTED BUDGET REPORT



Report Basis: Cash

<u>Account Number</u>	<u>Account Description</u>	2016 <u>Actuals</u> <u>Mo. 01 - 12</u>	2017 <u>Actuals</u> <u>Mo. 01 - 12</u>	2018 YTD <u>Actuals</u> <u>Mo. 01 - 07</u>	<u>ADOPTED</u> <u>2018</u>	<u>PROPOSED</u> <u>2019</u>
03-303-000-0000-6102	Salaries- - Part Time	4,939	0	4,395	11,182	30,547
03-303-000-0000-6108	Meals Reimbursed (Taxable)	32	0	0	100	100
03-303-000-0000-6109	Overtime- Salaries	43,425	34,772	31,679	49,171	49,900
03-303-000-0000-6124	Medicare- Employer 1.45%	13,727	13,749	7,891	15,143	15,350
03-303-000-0000-6148	Employer Deduct Contribution- HS/	4,000	5,248	1,318	5,520	2,260
03-303-000-0000-6150	Health Insurance- Employer	216,776	225,842	143,285	244,590	246,212
03-303-000-0000-6152	Life Insurance- Employer	1,016	975	549	1,245	951
03-303-000-0000-6154	Long Term Disability- Employer	342	319	143	573	295
03-303-000-0000-6159	Pera Employer 7.25%	71,909	71,760	41,599	77,501	77,087
03-303-000-0000-6165	Fica- Employer 6.20%	58,695	58,790	33,742	64,754	65,622
03-303-000-0000-6254	Utilities	50,870	49,996	32,780	55,000	55,000
03-303-000-0000-6296	Meeting Expense/Physicals	2,113	2,244	2,313	2,100	2,000
03-303-000-0000-6297	Shop Fuel	14,599	14,722	17,644	16,000	17,000
03-303-000-0000-6298	Shop Maintenance	55,610	50,837	32,228	55,000	54,000
03-303-000-0000-6352	Insurance	5,405	4,758	4,470	4,900	4,700
03-303-000-0000-6353	Workers Compensation Insurance	78,129	60,691	56,469	62,500	59,300
03-303-000-0000-6411	Safety Footwear	2,168	1,820	955	2,465	2,465
03-303-000-0000-6513	Motor Fuel & Lubricants	184,222	200,419	122,314	205,000	222,400
03-303-000-0000-6514	Pavement Striping	34,405	49,301	60,269	62,150	46,355
03-303-000-0000-6515	Culverts	42,168	36,470	29,586	30,000	30,000
03-303-000-0000-6516	Signs & Posts	13,619	7,384	5,741	15,000	12,000
03-303-000-0000-6517	Asphalt,Crackfiller,Tack Oil,Etc	62,000	25,857	0	30,000	30,000
03-303-000-0000-6518	De- Icing Salt	115,068	117,883	50,762	140,000	96,260
03-303-000-0000-6519	Gravel & Royalties	74,288	198,107	22,227	150,000	130,000
03-303-000-0000-6520	Calcium Chloride Dust Control	319,082	244,915	191,385	260,000	196,488
03-303-000-0000-6521	Maintenance Supplies	85,613	26,602	7,090	15,000	205,000
03-303-000-0000-6524	Winter Sand	26,762	19,121	0	28,000	30,000
03-303-000-0000-6590	Repair & Maintenance Supplies	274,913	285,382	141,768	250,000	225,000
03-303-000-0000-6825	Maintenance Agreements	59,111	36,314	31,712	30,000	32,000
03-303-000-0000-6830	Twp Road Allotment Gas Tax	378,304	378,264	442,343	400,400	452,000
DEPT 303	R&B Highway Maintenance					
	Revenue					
	Expend.	3,219,378	3,164,347	2,046,495	3,267,407	3,368,249
	Net	3,219,378	3,164,347	2,046,495	3,267,407	3,368,249
307 DEPT	R&B Capital Infrastructure					
03-307-000-0000-5001	Taxes, Aids, Etc.	600,000 -	600,000 -	0	600,000 -	600,000 -



# Aitkin County



## USER- SELECTED BUDGET REPORT

03 FUND Road & Bridge

Report Basis: Cash

<u>Account Number</u>		<u>Account Description</u>	2016 <u>Actuals</u> <u>Mo. 01 - 12</u>	2017 <u>Actuals</u> <u>Mo. 01 - 12</u>	2018 YTD <u>Actuals</u> <u>Mo. 01 - 07</u>	ADOPTED <u>2018</u>	PROPOSED <u>2019</u>
03-307-000-0000-5840		Misc Receipts	24,533 -	0	102,750 -	0	0
03-307-000-0000-5841		Federal Transportation Funds	0	0	0	982,000 -	124,000 -
03-307-000-0000-5842		State Park Fund	3,105	0	0	0	0
03-307-000-0000-5846		Town Bridge Funds	0	17,619 -	86,826 -	52,000 -	40,000 -
03-307-000-0000-5848		Bridge Bonding Funds	3,600 -	0	0	0	0
03-307-000-0000-5850		St Aid- Reg Construction Funds	2,553,305 -	2,924,199 -	0	3,540,600 -	3,401,000 -
03-307-000-0000-5851		St Aid- Mun Construction Funds	0	186,972 -	0	184,000 -	20,000 -
03-307-000-0000-5854		Township/City/Private Funds	57,200 -	20,000 -	0	0	0
03-307-000-0000-5864		Turnback Revenue	3,610,951 -	0	0	2,700,000 -	70,000 -
03-307-000-0000-6230		Printing & Publishing	270	520	410	600	1,000
03-307-000-0000-6260		Professional Services	123,755	71,935	40,570	136,000	120,000
03-307-000-0000-6262		Contract Payments	6,714,097	4,979,771	122,071	8,317,000	3,574,000
03-307-000-0000-6295		Utility Moves	0	140,848	0	40,000	30,000
03-307-000-0000-6362		Right Of Way	8,726	62,389	21,364	0	50,000
DEPT 307	R&B Capital Infrastructure	<b>Revenue</b>	6,846,484 -	3,748,790 -	189,576 -	8,058,600 -	4,255,000 -
		<b>Expend.</b>	6,846,848	5,255,463	184,415	8,493,600	3,775,000
		<b>Net</b>	364	1,506,673	5,161 -	435,000	480,000 -
308	DEPT R&B Equipment & Facilities						
03-308-000-0000-5001		Taxes, Aids, Etc.	509,900 -	555,200 -	0	571,600 -	625,000 -
03-308-000-0000-6600		Capital Outlay- Facilities	819,105	126,816	73,328	571,600	625,000
DEPT 308	R&B Equipment & Facilities	<b>Revenue</b>	509,900 -	555,200 -	0	571,600 -	625,000 -
		<b>Expend.</b>	819,105	126,816	73,328	571,600	625,000
		<b>Net</b>	309,205	428,384 -	73,328	0	0
310	DEPT R&B 232 Turnback						
03-310-000-0000-6600		Capital Outlay	3,788,986	4,523	0	0	0
DEPT 310	R&B 232 Turnback	<b>Revenue</b>					
		<b>Expend.</b>	3,788,986	4,523	0	0	0
		<b>Net</b>	3,788,986	4,523	0	0	0

JAS1  
8/24/18 5:35PM

# Aitkin County



## USER- SELECTED BUDGET REPORT

04 FUND Special Revenue(Unorg R&B,Fire,Cemetary)

Report Basis: Cash

<u>Account Number</u>	<u>Account Description</u>	2016 <u>Actuals</u> Mo. 01 - 12	2017 <u>Actuals</u> Mo. 01 - 12	2018 YTD <u>Actuals</u> Mo. 01 - 07	ADOPTED <u>2018</u>	PROPOSED <u>2019</u>
421 DEPT Unorganized Road & Bridge						
04- 421- 000- 0000- 5001	Property Taxes- Current	37,715 -	40,647 -	26,647 -	44,500 -	0
04- 421- 000- 0000- 5004	Property Taxes- Delinquent	1,169 -	692 -	745 -	0	0
04- 421- 000- 0000- 5060	Mobile Home- Current	119 -	113 -	0	0	0
04- 421- 000- 0000- 5064	Mobile Home- Delinquent	3 -	5 -	7 -	0	0
04- 421- 000- 0000- 5065	Severed Mineral- Current	80 -	75 -	68 -	0	0
04- 421- 000- 0000- 5071	Penalty & Interest - Delinquent	38 -	31 -	9 -	0	0
04- 421- 000- 0000- 5116	1/2 Beer License Unorganized	15 -	15 -	15 -	0	0
04- 421- 000- 0000- 5201	Mv Credit Ms Statute 273.1384	979 -	910 -	0	0	0
04- 421- 000- 0000- 5216	Taconite Credit- Current	1,466 -	1,461 -	0	0	0
04- 421- 000- 0000- 5251	In Lieu Apportionments & Receipts	2,676 -	3,377 -	0	0	0
04- 421- 000- 0000- 5252	Forf Tax Sales Apportionment	30,036 -	13,935 -	6,758 -	0	0
04- 421- 000- 0000- 6801	Appropriations	0	0	0	44,500	0
04- 421- 000- 0000- 6818	Unorganized Road & Bridge Work	70,537	85,157	0	0	0
04- 421- 143- 0000- 5227	Gasoline Tax	2,090 -	2,051 -	2,275 -	0	0
04- 421- 143- 0000- 5251	In Lieu Apport/Receipts 52- 22	25 -	3,214 -	0	0	0
04- 421- 144- 0000- 5227	Gasoline Tax	2,611 -	2,585 -	3,102 -	0	0
04- 421- 144- 0000- 5251	In Lieu Apport/Receipts 45- 24	35 -	0	0	0	0
04- 421- 145- 0000- 5227	Gasoline Tax	3,894 -	3,862 -	4,781 -	0	0
04- 421- 146- 0000- 5227	Gasoline Tax	2,537 -	2,512 -	3,084 -	0	0
04- 421- 146- 0000- 5251	In Lieu Apport/Receipts 52- 24	4,290 -	9,269 -	0	0	0
04- 421- 147- 0000- 5227	Gasoline Tax	5,103 -	5,041 -	6,133 -	0	0
04- 421- 147- 0000- 5251	In Lieu Apport/Receipts 50- 25	2,157 -	533 -	0	0	0
04- 421- 148- 0000- 5227	Gasoline Tax	1,236 -	1,234 -	1,524 -	0	0
04- 421- 148- 0000- 5251	In Lieu Apport/Receipts 51- 25	1,575 -	2,283 -	0	0	0
04- 421- 149- 0000- 5251	In Lieu Apport/Receipts 52- 25	5,235 -	9,083 -	0	0	0
04- 421- 150- 0000- 5227	Gasoline Tax	2,493 -	2,486 -	2,935 -	0	0
04- 421- 150- 0000- 5251	In Lieu Apport/Receipts 50- 26	1,759 -	2,149 -	0	0	0
04- 421- 151- 0000- 5227	Gasoline Tax	2,376 -	2,351 -	2,824 -	0	0
04- 421- 151- 0000- 5251	In Lieu Apport/Receipts 48- 27	37 -	53 -	0	0	0
04- 421- 152- 0000- 5227	Gasoline Tax	2,529 -	2,536 -	2,961 -	0	0
04- 421- 153- 0000- 5227	Gasoline Tax	1,232 -	1,230 -	1,453 -	0	0
04- 421- 153- 0000- 5251	In Lieu Apport/Receipts 50- 27	1 -	0	0	0	0
04- 421- 154- 0000- 5227	Gasoline Tax	1,379 -	1,377 -	1,461 -	0	0
04- 421- 155- 0000- 5227	Gasoline Tax	2,354 -	2,331 -	2,733 -	0	0
DEPT 421 Unorganized Road & Bridge	Revenue	119,244 -	117,441 -	69,515 -	44,500 -	0

# Aitkin County



## USER- SELECTED BUDGET REPORT

04 FUND Special Revenue(Unorg R&B,Fire,Cemetary)

Report Basis: Cash

Account Number	Account Description	2016	2017	2018 YTD	ADOPTED	PROPOSED	
		Actuals	Actuals	Actuals	2018	2019	
		Mo. 01 - 12	Mo. 01 - 12	Mo. 01 - 07			
	Expend.	70,537	85,157	0	44,500	0	
	Net	48,707 -	32,284 -	69,515 -	0	0	
422 DEPT	Unorganized Fire						
04-422-000-0000-5001	Property Taxes- Current	30,117 -	28,466 -	25,343 -	37,450 -	42,050 -	
04-422-000-0000-5004	Property Taxes- Delinquent	546 -	378 -	357 -	0	0	
04-422-000-0000-5060	Mobile Home- Current	68 -	60 -	0	0	0	
04-422-000-0000-5064	Mobile Home - Delinquent	2 -	3 -	4 -	0	0	
04-422-000-0000-5065	Severed Mineral- Current	80 -	62 -	60 -	0	0	
04-422-000-0000-5116	1/2 Beer License	5 -	5 -	5 -	0	0	
04-422-000-0000-5201	Mv Credit Ms Statute 273.1384	845 -	726 -	0	0	0	
04-422-000-0000-5216	Taconite Credit- Current	1,126 -	1,031 -	0	0	0	
04-422-000-0000-5251	In Lieu Apportionments & Receipts	799 -	732 -	0	0	0	
04-422-000-0000-6801	Appropriations	28,478	28,802	34,580	37,450	42,050	
DEPT 422	Unorganized Fire	Revenue	33,588 -	31,463 -	25,769 -	37,450 -	42,050 -
		Expend.	28,478	28,802	34,580	37,450	42,050
		Net	5,110 -	2,661 -	8,811	0	0
423 DEPT	Unorganized Cemetary						
04-423-000-0000-5001	Property Taxes- Current	2,442 -	2,368 -	1,662 -	2,700 -	2,700 -	
04-423-000-0000-5004	Property Taxes- Delinquent	129 -	52 -	104 -	0	0	
04-423-000-0000-5065	Severed Mineral- Current	4 -	3 -	1 -	0	0	
04-423-000-0000-5201	Mv Credit Ms Statute 273.1384	109 -	106 -	0	0	0	
04-423-000-0000-5216	Taconite Credit- Current	71 -	64 -	0	0	0	
04-423-000-0000-5251	In Lieu Apportionments & Receipts	112 -	97 -	0	0	0	
04-423-000-0000-6801	Appropriations	2,805	2,727	215	2,700	2,700	
DEPT 423	Unorganized Cemetary	Revenue	2,867 -	2,690 -	1,767 -	2,700 -	2,700 -
		Expend.	2,805	2,727	215	2,700	2,700
		Net	62 -	37	1,552 -	0	0

# Aitkin County

## USER- SELECTED BUDGET REPORT



05 FUND Health & Human Services

Report Basis: Cash

<u>Account Number</u>		<u>Account Description</u>	2016 <u>Actuals</u> Mo. 01 - 12	2017 <u>Actuals</u> Mo. 01 - 12	2018 YTD <u>Actuals</u> Mo. 01 - 07	ADOPTED <u>2018</u>	PROPOSED <u>2019</u>	
257	DEPT	Community Corrections						
		05-257-000-0000-6254	Utilities	0	2,308	1,933	0	0
		05-257-000-0000-6300	Maintenance- Service Contracts	0	261	137	0	0
		05-257-000-0000-6342	Office Equipment Rental/Contracts	0	149	123	0	0
		05-257-000-0000-6422	Janitorial Services/Supplies	0	533	470	0	0
		05-257-000-0000-6605	Building & Structures	0	2,572	45	0	0
		05-257-000-0000-6630	Miscellaneous- Capital Expense	0	228	0	0	0
DEPT	257	Community Corrections	<b>Revenue</b>					
			<b>Expend.</b>	0	6,051	2,708	0	0
			<b>Net</b>	0	6,051	2,708	0	0
390	DEPT	Environmental Health (FBL)						
		05-390-000-0000-6254	Utilities	0	420	351	0	0
		05-390-000-0000-6300	Maintenance- Service Contracts	0	48	25	0	0
		05-390-000-0000-6342	Office Equipment Rental/Contracts	0	27	22	0	0
		05-390-000-0000-6422	Janitorial Services/Supplies	0	97	85	0	0
		05-390-000-0000-6605	Building & Structures	0	468	8	0	0
		05-390-000-0000-6630	Miscellaneous- Capital Expense	0	42	0	0	0
DEPT	390	Environmental Health (FBL)	<b>Revenue</b>					
			<b>Expend.</b>	0	1,102	491	0	0
			<b>Net</b>	0	1,102	491	0	0
400	DEPT	Public Health Department						
		05-400-000-0000-5001	All Current/Delinquent Taxes	309,923 -	357,421 -	243,115 -	374,523 -	448,643 -
		05-400-000-0000-5201	MV Credit MS Statute 273.1384	4,623 -	5,143 -	0	0	0
		05-400-000-0000-5203	Disaster/Tax Abatement Credit	2,413 -	59 -	0	0	0
		05-400-000-0000-5205	In- Lieu	4,304 -	4,826 -	467 -	2,100 -	2,100 -
		05-400-000-0000-5209	Disparity Reduction Aid	275 -	297 -	0	0	0
		05-400-000-0000-5216	Taconite Credit- Current	16,305 -	17,873 -	0	0	0
		05-400-000-0000-6801	Disaster Services - Expenditure	135	0	0	0	0
		05-400-400-0402-5313	Lph Grant	13,036 -	45,084 -	19,328 -	28,769 -	28,769 -
		05-400-400-0402-5321	MHC Grant	0	194 -	305 -	0	0
		05-400-400-0402-5421	EHDI,BD Grant	0	675 -	500 -	0	0
		05-400-400-0402-5422	Public Health Emergency Prepare- F	17,399 -	33,803 -	14,202 -	23,446 -	23,446 -
		05-400-400-0402-5500	Blood Lead and Other Misc. Reimbu	0	1,752 -	26 -	50 -	50 -
		05-400-400-0402-5801	Ph Immunizations	250 -	328 -	458 -	250 -	500 -

# Aitkin County

## USER- SELECTED BUDGET REPORT



Report Basis: Cash

<u>Account Number</u>	<u>Account Description</u>	2016 <u>Actuals</u> <u>Mo. 01 - 12</u>	2017 <u>Actuals</u> <u>Mo. 01 - 12</u>	2018 YTD <u>Actuals</u> <u>Mo. 01 - 07</u>	<u>ADOPTED</u> <u>2018</u>	<u>PROPOSED</u> <u>2019</u>
05-400-400-0402-5802	Flu Shots/Pneumvax Fees	27,460 -	22,707 -	24,572 -	25,000 -	25,000 -
05-400-400-0402-5803	Hepatitis B Fees	1,002 -	1,403 -	1,008 -	1,500 -	1,250 -
05-400-400-0402-5804	Mantoux Fees	134 -	86 -	0	100 -	100 -
05-400-400-0402-5832	Misc Immun/Dp&C/Ep/Pan Flu	1,012 -	389 -	298 -	50 -	300 -
05-400-400-0402-6205	Postage	195	159	126	100	150
05-400-400-0402-6208	Staff Development/Training	0	315	0	50	50
05-400-400-0402-6231	Services/Labor/Contracts	444	1,037	412	500	500
05-400-400-0402-6241	Meeting/Conference Registration F	255	120	295	250	250
05-400-400-0402-6301	Rentals	195	0	0	200	200
05-400-400-0402-6330	Mileage/Parking	107	426	87	150	150
05-400-400-0402-6332	Hotel/Lodging	380	114	346	350	350
05-400-400-0402-6335	Gas/Vehicle Fuel Charges	236	196	143	250	250
05-400-400-0402-6340	Meal Reimbursement	117	46	91	100	100
05-400-400-0402-6401	Vaccine Cost	14,900	22,715	185	15,000	15,000
05-400-400-0402-6405	Office Supplies	0	0	25	0	0
05-400-400-0402-6406	PH Program Related Supplies	165	0	0	200	200
05-400-400-0402-6430	DP & C - Medical Supplies	2,045	413	141	2,000	2,000
05-400-400-0402-6625	Office & Other Equipment	0	156	0	0	0
05-400-400-0402-6800	Emergency Event - Flooding	0	0	0	6,000	0
05-400-401-0000-6809	No. Memorial Ambulance- Aitkin	20,000	20,000	14,085	20,000	20,000
05-400-401-0000-6812	Mcgregor Area Ambulance	13,000	13,000	8,160	13,000	13,000
05-400-401-0000-6813	Meds- 1 Hill City Ambulance	2,000	1,275	725	2,000	2,000
05-400-401-0000-6814	Isle Ambulance/Mille Lacs Health S	2,000	1,465	0	2,000	2,000
05-400-410-0413-5422	Wic Federal Grant	61,759 -	84,669 -	93,665 -	62,000 -	62,000 -
05-400-410-0413-6205	Postage	114	116	77	125	125
05-400-410-0413-6208	Staff Development/Training	0	102	0	0	100
05-400-410-0413-6231	Services/Labor/Contracts	273	0	0	100	100
05-400-410-0413-6241	Meeting/Conference Registration F	0	410	385	1,550	500
05-400-410-0413-6250	Telephone	1,292	1,292	695	1,293	1,390
05-400-410-0413-6301	Wic Space Rentals	360	360	270	180	360
05-400-410-0413-6330	Mileage/Parking	403	825	407	612	750
05-400-410-0413-6332	Hotel/Lodging	0	2,171	1,043	0	500
05-400-410-0413-6335	Gas/Vehicle Fuel Charges	189	343	158	500	500
05-400-410-0413-6340	Meal Reimbursement	0	456	40	50	50
05-400-410-0413-6402	Computer/Technology Supplies	240	240	140	240	240
05-400-410-0413-6405	Office Supplies	195	337	200	400	400

# Aitkin County

## USER-SELECTED BUDGET REPORT



05 FUND Health & Human Services

Report Basis: Cash

<u>Account Number</u>	<u>Account Description</u>	2016	2017	2018 YTD	ADOPTED	PROPOSED
		<u>Actuals</u>	<u>Actuals</u>	<u>Actuals</u>	<u>2018</u>	<u>2019</u>
		<u>Mo. 01 - 12</u>	<u>Mo. 01 - 12</u>	<u>Mo. 01 - 07</u>		
05-400-410-0413-6406	PH Program Related Supplies	349	273	480	1,330	1,000
05-400-410-0413-6430	WIC - Medical Supplies	484	534	0	500	675
05-400-410-0413-6625	Office & Other Equipment	0	0	672	0	0
05-400-430-0403-5328	C & Tc State Share	27,589 -	21,027 -	6,219 -	25,930 -	25,930 -
05-400-430-0403-5422	C & Tc Federal Share	27,589 -	21,027 -	6,219 -	25,930 -	25,930 -
05-400-430-0403-6205	Postage	862	1,122	766	1,110	1,110
05-400-430-0403-6231	Services/Labor/Contracts	6	0	0	0	0
05-400-430-0403-6330	Mileage/Parking	3	79	0	0	0
05-400-430-0403-6335	Gas/Vehicle Fuel Charges	38	28	14	590	50
05-400-430-0403-6405	Office Supplies	83	366	93	250	250
05-400-430-0403-6406	PH Program Related Supplies	812	124	0	550	500
05-400-430-0403-6416	C & TC Outreach Supplies	374	1,180	777	1,877	1,877
05-400-430-0407-6262	Family Planning Services/Methods	496	1,023	1,143	3,000	2,500
05-400-430-0408-5313	LPH Grant	13,036 -	36,850 -	19,328 -	0	0
05-400-430-0408-5421	Federal Grants- Family Health- TAN	22,682 -	48,727 -	18,690 -	34,139 -	34,139 -
05-400-430-0408-5422	Federal Grants- Family Health- MCH	18,750 -	26,034 -	21,496 -	25,000 -	25,000 -
05-400-430-0408-5423	Federal Grants- Family Health- Peer	5,317 -	5,463 -	4,775 -	5,680 -	5,000 -
05-400-430-0408-5500	Family Health- Third Party Reimbur	15,703 -	20,730 -	13,532 -	20,000 -	20,000 -
05-400-430-0408-5832	Car Seat/Booster Seat Reimburse	730 -	1,928 -	20 -	3,200 -	1,000 -
05-400-430-0408-5894	Healthy Starts/Follow A Long	2,000 -	2,416 -	967 -	1,933 -	1,933 -
05-400-430-0408-6205	Postage	778	864	299	1,100	1,000
05-400-430-0408-6208	Staff Development/Training	0	50	0	0	0
05-400-430-0408-6231	Services/Labor/Contracts	63	687	0	100	100
05-400-430-0408-6240	Membership/Dues/Association Fee	125	875	438	876	876
05-400-430-0408-6241	Meeting/Conference Registration F	4,860	0	152	150	200
05-400-430-0408-6250	Telephone	726	726	364	727	727
05-400-430-0408-6330	Mileage/Parking	1,142	535	416	400	500
05-400-430-0408-6332	Hotel/Lodging	2,667	415	0	300	500
05-400-430-0408-6335	Gas/Vehicle Fuel Charges	320	330	144	500	500
05-400-430-0408-6340	Meal Reimbursement	983	169	37	200	200
05-400-430-0408-6406	PH Program Related Supplies	707	1,231	1,908	1,550	1,500
05-400-430-0408-6416	Educational Supplies/Follow A Lon	0	0	215	1,000	1,000
05-400-440-0410-5325	MA*STLTSS*LCTS	22,931 -	17,515 -	6,257 -	17,000 -	14,000 -
05-400-440-0410-5425	MA*FELTSS*LCTS	22,931 -	18,190 -	7,178 -	17,000 -	14,000 -
05-400-440-0410-5500	Pca Assessment- Third Party	281 -	0	0	0	0
05-400-440-0410-5805	Misc Revenue (Lcts)	817 -	350 -	220 -	500 -	500 -

# Aitkin County

## USER- SELECTED BUDGET REPORT



Report Basis: Cash

<u>Account Number</u>	<u>Account Description</u>	2016 <u>Actuals</u> <u>Mo. 01 - 12</u>	2017 <u>Actuals</u> <u>Mo. 01 - 12</u>	2018 YTD <u>Actuals</u> <u>Mo. 01 - 07</u>	<u>ADOPTED</u> <u>2018</u>	<u>PROPOSED</u> <u>2019</u>
05-400-440-0410-6101	Gross Salary- Admin	120,825	110,587	67,168	121,600	124,067
05-400-440-0410-6108	Meals Reimbursed Taxable	23	29	43	50	50
05-400-440-0410-6109	Salaries Overtime	434	135	113	0	0
05-400-440-0410-6124	Medicare Employer 1.45%	1,533	1,691	900	1,786	1,798
05-400-440-0410-6148	Employer Deduct Contribution- HS	4,206	4,693	3,477	6,692	6,152
05-400-440-0410-6149	Employer Deduct Contribution- Vet	62	0	0	0	0
05-400-440-0410-6150	Health Insurance Employer	23,002	17,111	12,263	23,420	23,306
05-400-440-0410-6151	Severance Pay	0	16,812	0	0	0
05-400-440-0410-6152	Life Insurance- Employer	116	98	66	144	131
05-400-440-0410-6154	Long Term Disability	139	197	111	145	195
05-400-440-0410-6159	Pera Employer- Admin	8,880	7,629	5,009	9,240	9,302
05-400-440-0410-6165	Fica Employer 6.2%	6,431	7,229	3,847	7,638	7,690
05-400-440-0410-6205	Postage	602	598	778	600	750
05-400-440-0410-6208	Staff Development/Training	776	45	8	800	500
05-400-440-0410-6231	Services/Labor/Contracts	2,425	5,978	2,616	3,000	3,000
05-400-440-0410-6239	Software Fees/License Fees	3,255	4,157	1,504	8,000	8,000
05-400-440-0410-6240	Membership/Dues/Association Fee	301	2,478	0	1,315	1,400
05-400-440-0410-6241	Meeting/Conference Registration F	401	936	346	500	500
05-400-440-0410-6250	Telephone	2,727	2,526	1,316	2,732	2,600
05-400-440-0410-6254	Utilities- Gas and Electric	4,753	4,489	2,460	5,500	5,500
05-400-440-0410-6267	Unemployment Compensation	18	0	0	0	0
05-400-440-0410-6272	New Employee Physical Examinatio	0	0	0	300	0
05-400-440-0410-6278	H & HS Advisory Committee	964	995	415	1,015	1,000
05-400-440-0410-6300	Maintenance/Service Contracts	13,232	12,462	5,962	13,200	13,200
05-400-440-0410-6301	Equipment Lease/Space Rental	6,291	6,459	3,828	6,300	6,300
05-400-440-0410-6330	Mileage/Parking	203	142	104	300	300
05-400-440-0410-6332	Hotel/Lodging	1,425	901	441	1,000	1,000
05-400-440-0410-6333	Allocated Admin Mileage/Motorpor	10,738	11,645	274	11,400	10,300
05-400-440-0410-6335	Gas/Vehicle Fuel Charges	199	146	124	400	400
05-400-440-0410-6340	Meal Reimbursement	146	73	66	250	150
05-400-440-0410-6352	Insurance- Vehicles/Equipment/Lia	1,061	1,130	2,287	2,289	2,500
05-400-440-0410-6353	Workers Comp Insurance	9,963	8,556	7,252	7,253	7,500
05-400-440-0410-6402	Computer/Technology Supplies	3,475	451	6,223	10,400	4,240
05-400-440-0410-6405	Office Supplies	3,060	3,298	2,013	3,200	3,200
05-400-440-0410-6406	PH Program Related Supplies	431	414	625	500	1,200
05-400-440-0410-6422	Janitorial Services/Supplies	1,095	895	598	1,200	1,200

# Aitkin County

## USER-SELECTED BUDGET REPORT




Report Basis: Cash

<u>Account Number</u>	<u>Account Description</u>	2016 <u>Actuals</u> <u>Mo. 01 - 12</u>	2017 <u>Actuals</u> <u>Mo. 01 - 12</u>	2018 YTD <u>Actuals</u> <u>Mo. 01 - 07</u>	<u>ADOPTED</u> <u>2018</u>	<u>PROPOSED</u> <u>2019</u>	
05-400-440-0410-6450	Small Equipment: Telephones,Chair	2,344	4,488	6,496	2,240	4,000	
05-400-440-0410-6605	Building & Structure Related Expen	150	3,274	58	12,760	8,000	
05-400-440-0410-6625	Office & Other Equipment	0	30	0	0	0	
05-400-440-0410-6630	Miscellaneous- Capital Expense	6,719	291	0	0	0	
05-400-440-0411-6101	Ph Staff Salaries	332,108	374,738	190,196	397,694	450,207	
05-400-440-0411-6108	Meals Reimbursed Taxable	25	102	63	45	50	
05-400-440-0411-6109	Salaries- Overtime	160	0	0	0	0	
05-400-440-0411-6124	Medicare Employer - Ph Nurse	4,573	5,135	2,585	5,767	6,528	
05-400-440-0411-6148	Employer Deduct Contribution- HS	17,700	18,016	8,628	20,820	20,310	
05-400-440-0411-6150	Health Insurance Employer - Ph Nu	39,350	58,206	27,162	66,753	69,760	
05-400-440-0411-6152	Life Insurance- Employer - Ph Nurs	353	346	153	334	418	
05-400-440-0411-6154	Long Term Disability	581	890	431	780	920	
05-400-440-0411-6159	Pera Employer- Ph Staff	24,833	28,019	14,178	29,827	33,766	
05-400-440-0411-6165	Fica Employer - Nurse	19,554	21,958	11,052	24,657	27,913	
05-400-440-0411-6168	NACO Deferred Comp ER in Lieu H	279	0	0	0	0	
05-400-450-0451-5313	Lph Grant	0	8,234 -	0	28,769 -	28,769 -	
05-400-450-0451-5319	Health Ed State Grants	51,835 -	43,355 -	43,082 -	50,913 -	50,913 -	
05-400-450-0451-5832	Misc Health Ed Grants	1,506 -	1,450 -	0	1,500 -	1,500 -	
05-400-450-0451-6205	Postage	3,939	1,886	25	3,500	3,000	
05-400-450-0451-6231	Services/Labor/Contracts	8,369	8,077	456	6,000	8,000	
05-400-450-0451-6241	Meeting/Conference Registration F	0	500	60	400	400	
05-400-450-0451-6301	Equipment/Space Rentals and Leas	0	175	175	50	200	
05-400-450-0451-6330	Mileage/Parking	5	395	46	50	75	
05-400-450-0451-6332	Hotel/Lodging	0	1,462	0	250	300	
05-400-450-0451-6335	Gas/Vehicle Fuel Charges	61	308	114	200	200	
05-400-450-0451-6340	Meal Reimbursement	18	97	0	50	50	
05-400-450-0451-6405	Office Supplies	101	150	13	200	150	
05-400-450-0451-6406	PH Program Related Supplies	3,361	6,283	1,996	5,700	5,000	
<b>DEPT 400</b>	<b>Public Health Department</b>	<b>Revenue</b>	<b>693,592 -</b>	<b>850,005 -</b>	<b>545,927 -</b>	<b>775,282 -</b>	<b>840,772 -</b>
		<b>Expend.</b>	<b>772,893</b>	<b>848,511</b>	<b>432,278</b>	<b>913,556</b>	<b>962,958</b>
		<b>Net</b>	<b>79,301</b>	<b>1,494 -</b>	<b>113,649 -</b>	<b>138,274</b>	<b>122,186</b>
<b>420</b>	<b>DEPT Income Maintenance</b>						
05-420-000-0000-5001	All Current/Delinquent Taxes	524,777 -	612,722 -	501,424 -	642,039 -	925,327 -	
05-420-000-0000-5201	MV Credit MS Statute 273.1384	7,876 -	8,081 -	0	0	0	
05-420-000-0000-5203	Disaster/Tax Abatement Credit	4,137 -	93 -	0	0	0	



# Aitkin County

## USER- SELECTED BUDGET REPORT



Report Basis: Cash

<u>Account Number</u>	<u>Account Description</u>	2016 <u>Actuals</u> <u>Mo. 01 - 12</u>	2017 <u>Actuals</u> <u>Mo. 01 - 12</u>	2018 YTD <u>Actuals</u> <u>Mo. 01 - 07</u>	<u>ADOPTED</u> <u>2018</u>	<u>PROPOSED</u> <u>2019</u>
05-420-000-0000-5209	Disparity Reduction Aid	468 -	467 -	0	0	0
05-420-000-0000-5216	Taconite Credit- Current	27,780 -	30,639 -	0	0	0
05-420-600-0000-5205	In- Lieu	7,300 -	7,584 -	734 -	3,300 -	3,300 -
05-420-600-0000-5320	Periodic Data Match	0	7,541 -	7,927 -	0	7,927 -
05-420-600-0000-5321	State Grants- Admin	6,181 -	2,138 -	295 -	6,000 -	2,000 -
05-420-600-0000-5421	TANF Income Maintenance Admin	44,581 -	43,858 -	20,152 -	44,000 -	44,000 -
05-420-600-0000-5422	Title IV- E Income Maintenance Adr	1,809 -	3,244 -	1,164 -	1,500 -	2,500 -
05-420-600-0000-5423	SCHIP MN Care Direct	0	112 -	56 -	0	0
05-420-600-0000-5832	Misc Recoveries	13,545 -	3,771 -	0	8,000 -	8,000 -
05-420-600-4800-6101	Im O/Head Admin Salaries	208,788	184,479	105,521	232,462	234,733
05-420-600-4800-6108	H & Hs Meals	36	63	40	45	45
05-420-600-4800-6109	Salaries- Overtime	621	207	249	0	0
05-420-600-4800-6124	Medicare Employer	2,733	3,080	1,447	3,420	3,404
05-420-600-4800-6148	Employer Deduct Contribution- HS/	7,280	9,243	5,759	13,302	13,499
05-420-600-4800-6149	Employer Deduct Contribution- Vet	131	0	0	0	0
05-420-600-4800-6150	Im O/Head Admin Health Ins	40,871	30,293	19,122	48,336	51,483
05-420-600-4800-6151	Severence Pay	0	35,725	0	0	0
05-420-600-4800-6152	Im O/Head Admin Life Ins	205	179	105	308	278
05-420-600-4800-6154	Long Term Disability	210	291	165	150	287
05-420-600-4800-6159	Pera Employer	15,524	12,847	7,918	17,690	17,605
05-420-600-4800-6165	Im O/Head Admin Fica	11,425	13,169	6,189	14,623	14,553
05-420-600-4800-6205	Postage	6,695	10,500	6,146	6,200	7,000
05-420-600-4800-6208	Staff Development/Training	1,420	95	16	1,700	500
05-420-600-4800-6231	Services/Labor/Contracts	11,759	13,065	4,569	12,000	12,000
05-420-600-4800-6239	Software Fees/License Fees	34,386	26,843	15,616	30,700	26,000
05-420-600-4800-6240	Membership/Dues/Association Fee	894	889	180	900	900
05-420-600-4800-6241	Meeting/Conference Registration F	2,497	3,266	699	3,125	3,250
05-420-600-4800-6250	Telephone	5,253	5,221	3,198	5,260	6,300
05-420-600-4800-6254	Utilities- Gas and Electric	10,101	10,051	5,095	13,000	13,000
05-420-600-4800-6263	Contract Legal Services- Fraud	0	833	865	0	800
05-420-600-4800-6265	Sheriff - Fraud Investigation	180	1,159	135	1,100	500
05-420-600-4800-6267	Unemployment Compensation	38	0	0	0	0
05-420-600-4800-6278	H & HS Advisory Committee	2,048	2,115	856	2,154	2,200
05-420-600-4800-6300	Maintenance/Service Contracts	5,362	4,514	1,937	6,000	6,000
05-420-600-4800-6301	Equipment Lease/Space Rental	2,635	2,688	1,418	2,700	2,700
05-420-600-4800-6330	Mileage/Parking	0	16	179	0	150

# Aitkin County

## USER-SELECTED BUDGET REPORT



Report Basis: Cash

<u>Account Number</u>	<u>Account Description</u>	2016 <u>Actuals</u> <u>Mo. 01 - 12</u>	2017 <u>Actuals</u> <u>Mo. 01 - 12</u>	2018 YTD <u>Actuals</u> <u>Mo. 01 - 07</u>	<u>ADOPTED</u> <u>2018</u>	<u>PROPOSED</u> <u>2019</u>
05-420-600-4800-6332	Hotel/Lodging	4,161	3,178	1,205	3,000	3,000
05-420-600-4800-6333	Allocated Admin Mileage/Motorpoc	5,116	3,308	566	5,000	3,250
05-420-600-4800-6335	Gas/Vehicle Fuel Charges	552	473	336	550	550
05-420-600-4800-6340	Meal Reimbursement	737	555	179	500	500
05-420-600-4800-6352	Insurance- Vehicles/Equipment/Lia	0	0	0	4,389	5,000
05-420-600-4800-6353	Workers Comp Insurance	1,979	2,300	2,164	2,164	2,300
05-420-600-4800-6402	Computer/Technology Supplies	15,990	4,661	1,844	5,200	8,745
05-420-600-4800-6405	Office Supplies	4,323	4,618	2,666	4,000	5,000
05-420-600-4800-6422	Janitorial Services/Supplies	2,304	2,159	1,240	3,000	3,000
05-420-600-4800-6450	Small Equipment: Telephones,Chair	4,649	9,132	856	4,760	4,750
05-420-600-4800-6605	Building & Structure Related Expen	319	7,241	119	27,115	16,500
05-420-600-4800-6630	Miscellaneous- Capital Expense	14,278	643	0	0	0
05-420-600-4800-6800	Other Expenses - Direct Charge	13,797	5,313 -	4,782 -	8,000	0
05-420-600-4820-6101	Im Rms Salaries	457,797	477,735	265,736	439,898	459,528
05-420-600-4820-6108	Meals Reimbursed Taxable	0	52	63	25	50
05-420-600-4820-6109	Salaries- Overtime	0	46	319	0	500
05-420-600-4820-6124	Medicare Employer	6,177	6,473	3,610	6,379	6,680
05-420-600-4820-6148	Employer Deduct Contribution- HS.	18,324	23,080	14,612	29,600	28,580
05-420-600-4820-6150	Im Rms Health Insurance Employer	87,592	86,196	55,860	85,226	89,007
05-420-600-4820-6152	Im Rms Life Insurance- Employer	672	689	364	655	598
05-420-600-4820-6159	Pera Employer - Rms	33,645	35,143	19,574	32,992	34,555
05-420-600-4820-6165	Im Rms Employer Fica	26,413	27,677	15,437	27,274	28,565
05-420-600-4820-6168	NACO Deferred Comp ER in Lieu H	6,700	2,750	0	0	0
05-420-610-0000-5832	Afdc/Mfip Recoveries- Non Maxis	0	186 -	0	0	0
05-420-610-0000-5836	Afdc/Mfip Recoveries- Maxis	7,776 -	5,332 -	1,808 -	6,000 -	6,000 -
05-420-610-4100-6011	County Share- Afdc/Mfip	4,650	1,194	3,899	4,320	4,320
05-420-610-4800-6800	Program Expenses- Direct Charge	50	100	240	50	250
05-420-620-0000-5322	State Grants- Programs Ga	2,285 -	1,394 -	0	2,285 -	1,500 -
05-420-620-0000-5832	Ga Recoveries- Non Maxis	89 -	10 -	0	0	0
05-420-620-0000-5836	Ga Recoveries - Maxis	1,176 -	415 -	241 -	1,200 -	1,000 -
05-420-620-4100-6011	County Share - Ga	613	2,667	6,927	800	9,000
05-420-620-4800-6804	Other Expenses - Allocated	0	0	60	0	0
05-420-630-0000-5421	Food Support Direct Admin Aid	125,154 -	121,246 -	65,881 -	130,000 -	127,000 -
05-420-630-0000-5422	Federal Grants- Bonus Bucks	0	8,457 -	0	0	0
05-420-630-0000-5836	Food Support Recoveries- Maxis	2,795 -	3,939 -	930 -	3,000 -	2,500 -
05-420-630-4100-6011	County Share- Food Support	3,320	6,051	46	2,250	2,500

# Aitkin County

## USER- SELECTED BUDGET REPORT



Report Basis: Cash

<u>Account Number</u>	<u>Account Description</u>	2016	2017	2018 YTD	ADOPTED	PROPOSED
		<u>Actuals</u>	<u>Actuals</u>	<u>Actuals</u>	<u>2018</u>	<u>2019</u>
		<u>Mo. 01 - 12</u>	<u>Mo. 01 - 12</u>	<u>Mo. 01 - 07</u>		
05-420-630-4800-6800	Other Expenses - Direct Charge	108	78	127	50	100
05-420-630-4800-6801	Bonus Bucks Expenditures	0	1,041	6,979	0	0
05-420-640-0000-5321	State Grants- Admin IV- D	0	29 -	0	0	0
05-420-640-0000-5328	Child Support Incentives - State	5,169 -	772	2,766 -	3,000 -	4,250 -
05-420-640-0000-5421	Title IV- D Child Support Admin	304,459 -	331,504 -	181,819 -	370,000 -	350,000 -
05-420-640-0000-5423	Titile IV- D Child Support Incentive	41,064 -	45,852 -	18,000 -	40,000 -	40,000 -
05-420-640-0000-5832	Recoveries Child Support	1,740 -	1,275 -	575 -	1,800 -	1,000 -
05-420-640-4800-6205	Postage	2,757	2,487	1,302	2,500	2,500
05-420-640-4800-6208	Staff Development/Training	204	0	0	0	0
05-420-640-4800-6231	Services/Labor/Contracts	1,277	964	1,063	2,000	2,000
05-420-640-4800-6239	Software Fees/License Fees	0	1,401	0	0	0
05-420-640-4800-6241	Meeting/Conference Registration F	570	475	570	680	600
05-420-640-4800-6250	Telephone	1,111	1,060	872	1,120	1,500
05-420-640-4800-6263	Contract Legal Services Iv- D	23,861	25,481	10,614	28,000	28,000
05-420-640-4800-6270	Aitkin Co Sheriff Fees Iv- D	800	900	600	1,500	1,000
05-420-640-4800-6300	Maintenance/Service Contracts	610	710	400	650	650
05-420-640-4800-6301	Equipment Lease/Space Rental	2,153	2,338	1,364	2,153	2,400
05-420-640-4800-6330	Mileage/Parking	1,917	176	0	150	150
05-420-640-4800-6332	Hotel/Lodging	200	205	410	375	375
05-420-640-4800-6333	Allocated Admin Mileage/Motorpoc	0	1,085	0	1,780	950
05-420-640-4800-6335	Gas/Vehicle Fuel Charges	175	157	45	350	200
05-420-640-4800-6340	Meal Reimbursement	61	55	0	100	100
05-420-640-4800-6379	Other Iv- D Charges	2,408	2,665	769	2,500	2,500
05-420-640-4800-6397	Genetic Tests Iv- D	1,265	1,639	724	1,500	1,500
05-420-640-4800-6402	Computer Supplies	6,771	369	182	1,750	2,500
05-420-640-4800-6405	Office Supplies	1,149	1,040	450	1,200	1,200
05-420-640-4800-6422	Janitorial Services/Supplies	0	7	0	0	0
05-420-640-4800-6450	Small Equipment: Telephones,Chair	946	1,167	207	0	2,970
05-420-640-4820-6101	Gross Salary	230,445	257,241	152,716	289,717	296,117
05-420-640-4820-6108	Taxable Meals Iv- D	118	130	37	100	100
05-420-640-4820-6109	Salaries- Overtime	1,241	808	0	1,200	1,200
05-420-640-4820-6124	Medicare Employer	3,233	3,530	2,053	4,201	4,294
05-420-640-4820-6148	Employer Deduct Contribution- HS/	10,315	13,836	8,845	14,560	16,560
05-420-640-4820-6150	Health Insurance Employer	35,885	43,442	30,759	58,852	59,632
05-420-640-4820-6152	Life Insurance- Employer	256	277	178	354	359
05-420-640-4820-6159	Pera Employer	17,147	19,001	11,368	21,729	22,209

# Aitkin County



## USER-SELECTED BUDGET REPORT

05 FUND Health & Human Services

Report Basis: Cash

<u>Account Number</u>	<u>Account Description</u>	2016 <u>Actuals</u> <u>Mo. 01 - 12</u>	2017 <u>Actuals</u> <u>Mo. 01 - 12</u>	2018 YTD <u>Actuals</u> <u>Mo. 01 - 07</u>	<u>ADOPTED</u> <u>2018</u>	<u>PROPOSED</u> <u>2019</u>	
05-420-640-4820-6165	Fica Employer	13,824	15,095	8,777	17,962	18,359	
05-420-650-0000-5322	MA Medical Support State Incentive	130,079 -	113,629 -	86,081 -	145,000 -	145,000 -	
05-420-650-0000-5421	Medical Assistance Admin Aid	262,522 -	267,301 -	139,891 -	270,000 -	260,000 -	
05-420-650-0000-5422	MA Medical Support Fed Incentive	101,109 -	92,093 -	67,818 -	145,000 -	145,000 -	
05-420-650-0000-5500	PMAP Mileage Reimbursement	15,199 -	9,439 -	7,626 -	25,000 -	15,000 -	
05-420-650-0000-5828	County Burial Recoveries	5,283 -	1,747 -	176 -	2,000 -	2,000 -	
05-420-650-0000-5832	MA Recoveries	8,313 -	2,754 -	1,557 -	5,000 -	5,000 -	
05-420-650-0000-5836	MA Estate Recoveries	151,060 -	97,499 -	71,001 -	125,000 -	125,000 -	
05-420-650-4400-6020	Medicare Premium Reimbursement	25,650	21,490	16,554	25,000	25,000	
05-420-650-4400-6022	MA CEHI Reimbursement	117,883	90,354	86,897	120,000	140,000	
05-420-650-4400-6025	State/Fed Share - MA	170,786	79,734	44,059	90,000	90,000	
05-420-650-4400-6210	Medical Assistance Access	145	0	0	0	0	
05-420-650-4400-6212	MA PMAP Access	14,987	12,786	10,805	25,000	22,500	
05-420-650-4401-6210	MA Access- Individual(Vested Inter	38,339	44,616	20,078	38,000	38,000	
05-420-650-4402-6210	MA Access- Licensed Foster Parent	5,523	2,760	2,612	4,000	4,000	
05-420-650-4403-6210	MA Access- Volunteer	7,674	7,083	5,548	9,000	9,000	
05-420-650-4404-6210	MA Access- Taxi	15,451	22,990	13,281	16,000	18,000	
05-420-650-4405-6210	MA Access- Meals	1,325	1,128	1,101	1,600	1,600	
05-420-650-4406-6210	MA Access- Lodging	3,619	4,275	3,698	3,500	5,000	
05-420-650-4407-6210	MA Access- Parking	215	283	133	200	250	
05-420-650-4800-6800	Program Expenses Direct Charge Ff	0	1,910	65	0	0	
05-420-650-4800-6810	County Burials	34,601	36,645	18,937	32,000	35,000	
05-420-660-0000-5836	Msa Recoveries - Maxis	160 -	92 -	0	0	0	
05-420-660-4100-6011	County Share - Msa	80	46	0	0	0	
05-420-660-4800-6800	Other expenses - direct charge	0	0	60	0	0	
05-420-680-0000-5421	Refugee Assistance Admin Aid	299 -	313 -	0	225 -	225 -	
DEPT 420	Income Maintenance	<b>Revenue</b>	<b>1,804,185 -</b>	<b>1,823,984 -</b>	<b>1,177,922 -</b>	<b>1,979,349 -</b>	<b>2,223,529 -</b>
		<b>Expend.</b>	<b>1,882,335</b>	<b>1,798,599</b>	<b>1,045,803</b>	<b>1,933,655</b>	<b>1,992,290</b>
		<b>Net</b>	<b>78,150</b>	<b>25,385 -</b>	<b>132,119 -</b>	<b>45,694 -</b>	<b>231,239 -</b>
430 DEPT	Social Services						
05-430-000-0000-5001	All Current/Delinquent Taxes	1,542,027 -	1,582,865 -	774,928 -	1,655,221 -	1,430,051 -	
05-430-000-0000-5201	MV Credit MS Statute 273.1384	21,756 -	23,509 -	0	0	0	
05-430-000-0000-5202	Out of Home Placement MS 260C.00	0	0	15,699 -	31,397 -	30,306 -	
05-430-000-0000-5203	Disaster/Tax Abatement Credit	10,688 -	271 -	0	0	0	
05-430-000-0000-5209	Disparity Reduction Aid	1,293 -	1,358 -	0	0	0	

# Aitkin County

## USER- SELECTED BUDGET REPORT



Report Basis: Cash

<u>Account Number</u>	<u>Account Description</u>	2016 <u>Actuals</u> <u>Mo. 01 - 12</u>	2017 <u>Actuals</u> <u>Mo. 01 - 12</u>	2018 YTD <u>Actuals</u> <u>Mo. 01 - 07</u>	<u>ADOPTED</u> <u>2018</u>	<u>PROPOSED</u> <u>2019</u>
05-430-000-0000-5216	Taconite Credit- Current	76,682 -	79,151 -	0	0	0
05-430-700-0000-5205	In- Lieu	21,103 -	22,063 -	2,134 -	9,600 -	9,600 -
05-430-700-0000-5322	LTSS * SSTS*ST57	163,811 -	169,063 -	87,894 -	152,000 -	170,000 -
05-430-700-0000-5325	VCAA Block Grant - 53	214,281 -	209,856 -	206,340 -	206,329 -	218,921 -
05-430-700-0000-5421	MA SSTS Admin*54	77,169 -	76,910 -	35,584 -	77,000 -	75,000 -
05-430-700-0000-5422	MA*LTSS*SSTS67	163,811 -	176,687 -	104,263 -	180,000 -	200,000 -
05-430-700-0000-5426	TXX SS Block Grant*56	114,820 -	112,787 -	64,519 -	110,613 -	118,236 -
05-430-700-0000-5828	Mh Initiative	0	0	700 -	0	0
05-430-700-0000-5832	Ss Administrative Recoveries	786 -	751 -	639 -	0	0
05-430-700-0000-5833	Mh Init- Housing	0	240 -	461 -	0	0
05-430-700-0000-5894	Special Kids Fund	343 -	0	0	0	0
05-430-700-4800-6101	Allocated Admin Salary	174,134	133,746	75,747	146,071	149,897
05-430-700-4800-6108	Meals Reimbursed Taxable	53	72	112	50	50
05-430-700-4800-6109	Salaries- Overtime	886	304	358	0	0
05-430-700-4800-6124	Medicare Employer	2,311	2,639	1,048	2,191	2,174
05-430-700-4800-6148	Employer Deduct Contribution- HS	5,558	5,474	3,882	6,650	7,293
05-430-700-4800-6149	Employer Deduct Contribution- Vet	193	0	0	0	0
05-430-700-4800-6150	Allocated Admin Health Ins	29,718	17,895	12,752	23,262	27,122
05-430-700-4800-6151	Severence Pay	0	52,536	0	0	0
05-430-700-4800-6152	Allocated Admin Life Ins	118	81	54	164	152
05-430-700-4800-6154	Long Term Disability	85	215	130	120	229
05-430-700-4800-6159	Pera Employer	12,860	8,576	5,686	11,330	11,242
05-430-700-4800-6165	Allocated Admin Fica	9,493	11,284	4,482	9,366	9,294
05-430-700-4800-6205	Postage	4,882	3,978	2,575	5,000	5,000
05-430-700-4800-6208	Staff Development/Training	2,152	171	356	2,500	1,000
05-430-700-4800-6231	Services/Labor/Contracts	9,779	18,809	7,278	9,800	10,000
05-430-700-4800-6239	Software Fees/License Fees	12,411	14,493	7,074	8,275	13,000
05-430-700-4800-6240	Membership/Dues/Association Fee	1,845	1,712	165	2,400	2,000
05-430-700-4800-6241	Meeting/Conference Registration F	3,633	6,982	2,231	5,200	5,500
05-430-700-4800-6250	Telephone	19,333	19,991	10,970	19,345	20,000
05-430-700-4800-6254	Utilities- Gas and Electric	14,855	13,578	7,730	18,000	18,000
05-430-700-4800-6267	Unemployment Compensation	56	0	0	0	0
05-430-700-4800-6272	New Employee Physical Examinatio	300	220	110	500	500
05-430-700-4800-6278	H & HS Advisory Committee	3,012	3,110	1,323	3,168	3,200
05-430-700-4800-6300	Maintenance/Service Contracts	7,885	6,532	3,236	7,885	7,500
05-430-700-4800-6301	Equipment Lease/Space Rental	3,874	3,888	2,183	3,900	3,900

# Aitkin County

## USER- SELECTED BUDGET REPORT



05 FUND Health & Human Services

Report Basis: Cash

<u>Account Number</u>	<u>Account Description</u>	2016 <u>Actuals</u> <u>Mo. 01 - 12</u>	2017 <u>Actuals</u> <u>Mo. 01 - 12</u>	2018 YTD <u>Actuals</u> <u>Mo. 01 - 07</u>	<u>ADOPTED</u> <u>2018</u>	<u>PROPOSED</u> <u>2019</u>
05-430-700-4800-6330	Mileage/Parking	21,375	20,700	9,801	23,000	23,000
05-430-700-4800-6332	Hotel/Lodging	7,009	3,909	2,518	6,000	6,000
05-430-700-4800-6333	Allocated Admin Mileage/Motorpor	44,064	40,717	875	44,000	38,550
05-430-700-4800-6335	Gas/Vehicle Fuel Charges	4,777	4,912	3,363	5,000	5,000
05-430-700-4800-6340	Meal Reimbursement	2,018	919	357	1,800	1,500
05-430-700-4800-6352	Insurance- Vehicles/Equipment/Lia	17,471	18,454	13,157	8,778	15,000
05-430-700-4800-6353	Workers Comp Insurance	9,839	9,022	11,228	8,526	12,000
05-430-700-4800-6402	Computer/Technology Supplies	13,351	24,883	4,234	11,600	13,515
05-430-700-4800-6405	Office Supplies	6,406	6,512	5,322	6,000	7,500
05-430-700-4800-6416	Education Supplies- Social Services	18	178	0	200	200
05-430-700-4800-6422	Janitorial Services/Supplies	3,389	2,700	1,995	3,500	3,800
05-430-700-4800-6450	Small Equipment: Telephones,Chair	7,350	12,522	5,336	7,000	9,000
05-430-700-4800-6605	Building & Structure Related Expen	5,364	9,829	181	39,875	22,500
05-430-700-4800-6625	Office & Other Equipment	935	0	0	0	0
05-430-700-4800-6630	Miscellaneous- Capital Expense	20,998	872	0	0	0
05-430-700-4800-6800	Direct Charge Expenses Non Ffp	5,129	5,000	5,000	5,600	5,000
05-430-700-4800-6801	Non Profit Allocations	0	0	0	1,200	0
05-430-700-4800-6802	Mh Init - Lac	608	111	0	1,500	1,500
05-430-700-4800-6803	Mh Int - Consumer Support	200	172	676	10,000	1,000
05-430-700-4800-6804	Mh Init - Housing Expense	9,542	7,636	5,750	6,000	7,000
05-430-700-4800-6805	Mh Init - Transportation	963	4,621	7,268	0	12,000
05-430-700-4800-6809	Mh Init - Employability	7,252	2,860	180	8,000	3,000
05-430-700-4800-6810	Mh Init - Flex	10,672	5,980	1,876	6,000	6,000
05-430-700-4800-6823	Special Kids Fund - Expenditure	451	265	133	500	500
05-430-700-4820-6101	Direct Social Service Salaries	1,333,938	1,427,729	852,125	1,504,773	1,496,967
05-430-700-4820-6108	Meals Reimbursed Taxable	497	576	710	500	700
05-430-700-4820-6109	Salaries- Overtime	4,669	8,519	4,424	7,000	7,000
05-430-700-4820-6124	Direct Soc Serv Medicare	18,736	20,149	11,910	21,819	21,808
05-430-700-4820-6148	Employer Deduct Contribution- HS/	32,711	54,717	35,079	66,500	72,740
05-430-700-4820-6149	Employer Deduct Contribution- Vet	0	0	1,130	0	0
05-430-700-4820-6150	Direct Soc Serv Health Ins	167,577	162,398	124,709	221,366	248,657
05-430-700-4820-6152	Direct Soc Serv Life Ins	1,159	1,192	714	1,599	1,614
05-430-700-4820-6154	Long Term Disability	170	334	189	356	335
05-430-700-4820-6159	Pera Employer	98,792	105,623	61,425	112,858	112,797
05-430-700-4820-6165	Direct Soc Serv Fica	80,111	86,153	50,925	93,296	93,246
05-430-700-4820-6168	NACO Deferred Comp ER in Lieu H	3,350	0	1,604	0	0

# Aitkin County

## USER-SELECTED BUDGET REPORT



Report Basis: Cash

<u>Account Number</u>	<u>Account Description</u>	2016 <u>Actuals</u> <u>Mo. 01 - 12</u>	2017 <u>Actuals</u> <u>Mo. 01 - 12</u>	2018 YTD <u>Actuals</u> <u>Mo. 01 - 07</u>	<u>ADOPTED</u> <u>2018</u>	<u>PROPOSED</u> <u>2019</u>
05-430-700-4821-6101	Direct Ph Salaries	210,320	142,496	141,685	209,606	216,614
05-430-700-4821-6108	Meals Reimbursed Taxable	48	3	4	25	25
05-430-700-4821-6109	Salaries Overtime	88	16	0	0	0
05-430-700-4821-6124	Direct Ph Medicare	2,892	1,918	1,875	3,039	3,141
05-430-700-4821-6148	Employer Deduct Contribution- HS	6,573	6,938	7,990	10,436	10,436
05-430-700-4821-6150	Direct Ph Health Ins	33,835	25,417	31,697	40,292	42,169
05-430-700-4821-6152	Direct Ph Life Insurance	233	166	160	236	215
05-430-700-4821-6154	Long Term Disability- Employer	326	256	204	185	361
05-430-700-4821-6159	Pera Employer	15,705	10,513	10,613	15,720	16,246
05-430-700-4821-6165	Direct Ph Fica - Employer	12,367	8,200	8,019	12,996	13,430
05-430-700-4831-6101	Salaries- On- call	0	0	150	0	5,200
05-430-710-0000-5319	Child Protection Allocation - State	60,000 -	87,192 -	24,660 -	75,000 -	75,000 -
05-430-710-0000-5322	Northstar Foster Care S03	28,763 -	56,234 -	1,178 -	12,000 -	5,000 -
05-430-710-0000-5323	Family Response State Grant	3,635 -	2,152 -	1,137 -	2,020 -	2,444 -
05-430-710-0000-5324	State Share- CADI/CAC/BI S01	4,318 -	5,030 -	4,469 -	4,000 -	6,000 -
05-430-710-0000-5330	PSOP Grant Expansion	2,000 -	1,239 -	490 -	2,600 -	2,600 -
05-430-710-0000-5341	Consumer Support Grant S68	397 -	79 -	0	0	0
05-430-710-0000-5420	Fed- Cadi/Tbi/Ltcc F06	4,320 -	5,031 -	4,470 -	4,000 -	6,000 -
05-430-710-0000-5422	Family Group Dis Making - 08	0	149 -	76 -	0	0
05-430-710-0000-5423	Title IV- B2 Family Response*65	5,446 -	18,864 -	3,074 -	2,403 -	3,982 -
05-430-710-0000-5425	Title IV- B1 Family Response*65	3,054 -	1,117 -	0	1,583 -	2,625 -
05-430-710-0000-5429	IV- E Self Grant*04	1,841 -	4,493 -	1,721 -	2,000 -	2,000 -
05-430-710-0000-5430	PSOP - CHILDREN'S TRUST FUND	1,106 -	1,362 -	377 -	2,400 -	2,400 -
05-430-710-0000-5441	IV- E Foster Care*01	29,105 -	35,088 -	18,423 -	30,000 -	30,000 -
05-430-710-0000-5442	IV- E SSTS Admin*02	16,827 -	18,571 -	17,492 -	10,000 -	25,000 -
05-430-710-0000-5453	CW TCM Revenue	71,953 -	75,398 -	42,918 -	72,000 -	72,000 -
05-430-710-0000-5482	IV- E Admin LCTS*07	5,151 -	3,461 -	4,642 -	0	4,000 -
05-430-710-0000-5483	MA Admin LCTS*07	34,445 -	60,415 -	25,772 -	60,000 -	50,000 -
05-430-710-0000-5500	Third Party Reimbursements- PCA	1,941 -	1,949 -	3,323 -	2,000 -	3,500 -
05-430-710-0000-5832	Admin Foster Care Recoveries	54,172 -	29,065 -	33,863 -	50,000 -	50,000 -
05-430-710-0000-5833	IV- E Foster Care Recoveries	6,302 -	963 -	376 -	5,000 -	5,000 -
05-430-710-3160-6020	Transportation Child Serv	1,055	281	320	1,500	1,500
05-430-710-3160-6057	Foster Care- Transportation	5,773	11,046	2,205	7,000	5,000
05-430-710-3180-6020	Health- Related Services	612	1,371	1,528	1,200	1,200
05-430-710-3180-6057	Health Related Services- Foster Car	195	132	0	500	500
05-430-710-3181-6020	Drug Testing - CMCC Juveniles	105	0	0	0	0

# Aitkin County

## USER-SELECTED BUDGET REPORT




Report Basis: Cash

<u>Account Number</u>	<u>Account Description</u>	2016 <u>Actuals</u> <u>Mo. 01 - 12</u>	2017 <u>Actuals</u> <u>Mo. 01 - 12</u>	2018 YTD <u>Actuals</u> <u>Mo. 01 - 07</u>	<u>ADOPTED</u> <u>2018</u>	<u>PROPOSED</u> <u>2019</u>
05-430-710-3190-6020	Court Related Services & Activities	5,239	2,736	3,001	4,000	5,000
05-430-710-3390-6050	Educational Assistance/Child Tx	0	21	0	0	0
05-430-710-3440-6050	Housing Services- Child	271	545	0	500	500
05-430-710-3450-6020	Social & Recreational/Hippo Therap	328	0	100	500	500
05-430-710-3460-6065	Self Funds - Adolescent Life Skills	1,916	2,574	1,376	2,000	2,000
05-430-710-3630-6020	Family- Based Life Mgmt Skills Serv	0	0	199	500	500
05-430-710-3640-6020	Family Assessment Response Servi	4,402	6,073	642	4,000	4,000
05-430-710-3650-6027	Serv For Concurrent Perm Plan	50	4,830	835	2,000	2,000
05-430-710-3660-6020	Family Group Decision Making	1,946	1,269	708	2,000	2,000
05-430-710-3661-6020	Triple P Activity	669	687	0	1,500	1,500
05-430-710-3670-6020	PSOP - Parent Support Outreach Se	848	630	15	1,000	1,000
05-430-710-3710-6050	Shelter- Truancy Program	356	0	0	600	0
05-430-710-3710-6053	Shelter- Corrective	712	0	0	400	0
05-430-710-3710-6057	Child Shelter	1,672	0	0	800	0
05-430-710-3750-6057	Northstar Kinship Assistance	0	0	9,605	0	10,000
05-430-710-3780-6057	Northstar Adoption Assistance	1,973	0	16,895	5,000	15,000
05-430-710-3800-6057	Treatment Foster Care	0	0	0	26,000	0
05-430-710-3802-6057	Treatment Foster Care/ICWA	18,632	11,055	7,966	0	0
05-430-710-3810-6057	Family Foster Care	289,650	234,738	158,607	328,419	300,000
05-430-710-3812-6057	Family Foster Care- Icwa	72,284	63,041	8,174	0	50,000
05-430-710-3820-6040	Relative Custody Assistance	307	0	0	0	0
05-430-710-3830-6057	Children's Group Residential Care	0	25,692	0	5,000	5,000
05-430-710-3850-6057	Correctional Facilities	125,466	83,298	44,331	70,000	70,000
05-430-710-3851-6057	Correctional Facilities - Correction:	23,756	0	0	0	0
05-430-710-3852-6057	Correctional Facilities- Icwa	47,201	890	21,835	0	25,000
05-430-710-3880-6057	Supervised Independent Living	0	3,960	0	2,500	2,500
05-430-710-3890-6020	Respite Care - Non Foster Care	1,300	2,420	2,219	2,500	2,500
05-430-710-3890-6057	Respite Care- Foster Care	1,276	2,356	0	2,500	2,500
05-430-710-3930-6020	General Case Management	574	313	439	500	500
05-430-710-3960-6050	Adoptions & Kinship	250	79	201	500	500
05-430-710-3970-6064	Collaborative Grant	39,596	60,537	30,414	60,000	50,000
05-430-710-3980-6020	License & Resource Development	1,432	300	100	1,500	1,500
05-430-720-0000-5322	MFIP Consolidated Fund - State	9,603 -	18,928 -	22,564 -	18,040 -	17,507 -
05-430-720-0000-5326	Child Care MFIP Admin- State 66	1,614 -	1,299 -	578 -	1,200 -	1,200 -
05-430-720-0000-5370	BSF Child Care Admin - State 08	3,886 -	1,494 -	822 -	2,974 -	3,373 -
05-430-720-0000-5426	Child Care MFIP Admin- Fed 13	1,684 -	1,356 -	601 -	1,200 -	1,200 -



# Aitkin County

## USER- SELECTED BUDGET REPORT



Report Basis: Cash

<u>Account Number</u>	<u>Account Description</u>	2016 <u>Actuals</u> <u>Mo. 01 - 12</u>	2017 <u>Actuals</u> <u>Mo. 01 - 12</u>	2018 YTD <u>Actuals</u> <u>Mo. 01 - 07</u>	<u>ADOPTED</u> <u>2018</u>	<u>PROPOSED</u> <u>2019</u>
05-430-720-0000-5432	Employment & Train Serv - F14	134,788 -	108,434 -	71,495 -	157,408 -	190,552 -
05-430-720-0000-5470	BSF Child Care Admin*15	4,750 -	1,827 -	1,004 -	4,106 -	3,510 -
05-430-720-0000-5832	Misc Child Care Recoveries/Fees	2,339 -	1,857 -	1,258 -	2,000 -	2,000 -
05-430-720-3020-6069	Community Ed & Prevent/Advertisi	895	1,195	554	860	860
05-430-720-3110-6069	Bsf Child Care	4,337	4,337	2,168	4,337	4,337
05-430-720-3140-6020	Other Child Care	727	326	597	500	500
05-430-720-3140-6057	Day Care- Foster Care	981	179	0	0	0
05-430-720-3370-6038	Mfip- Employment Services	124,317	129,325	83,662	135,448	143,059
05-430-720-3980-6020	License And Resource Developmen	430	355	200	430	430
05-430-730-0000-5321	CDTF Fund Admin S17	11,008 -	13,211 -	5,947 -	10,023 -	10,023 -
05-430-730-0000-5421	MA Rule 25 Admin SSTS*22	34,680 -	34,248 -	17,451 -	34,000 -	34,000 -
05-430-730-0000-5500	Rule 25 Assessment - Third Party	0	180 -	0	0	0
05-430-730-0000-5832	Detox Recoveries	14,920 -	10,693 -	12,084 -	14,000 -	14,000 -
05-430-730-3050-6050	Rule 25 Assessment	370	100	0	0	0
05-430-730-3090-6050	Pre- Petition Screening/Hearing	1,008	1,090	0	550	550
05-430-730-3160-6020	Cd Transportation	56	0	0	0	0
05-430-730-3170-6050	Detox Transportation	139	0	0	2,500	2,500
05-430-730-3590-6072	Ccdtf County % State Billings	65,495	94,439	37,408	65,000	65,000
05-430-730-3710-6020	Detoxification - Grand Rapids	34,125	24,050	14,646	38,000	35,000
05-430-730-3710-6080	Detoxification - Other	17,901	3,731	3,947	7,500	7,500
05-430-730-3930-6050	General Case Management	53	89	0	0	0
05-430-740-0000-5351	Child MH Combined S63	25,087 -	28,408 -	21,214 -	30,492 -	20,662 -
05-430-740-0000-5437	IV- E MH Foster Care*28	1,533 -	6,680 -	0	5,000 -	5,000 -
05-430-740-0000-5444	MA Rule 5 Foster Care*66	15,789 -	73,245 -	6,380 -	82,500 -	25,000 -
05-430-740-0000-5450	MA CMH TCM*64	38,357 -	25,935 -	10,650 -	37,000 -	25,000 -
05-430-740-0000-5500	Insurance Company Revenue	89,517 -	61,283 -	27,177 -	85,000 -	70,000 -
05-430-740-0000-5832	Misc Child MH Recoveries	3,675 -	2,762 -	0	500 -	500 -
05-430-740-3020-6050	Community Ed & Prevention	523	0	0	0	0
05-430-740-3050-6020	Child Outpat Assess/Psyc. Testing	9,359	8,126	3,242	15,000	10,000
05-430-740-3160-6020	Child MHTransportation	0	0	0	200	200
05-430-740-3160-6057	Mh Foster Care Transportation	325	0	0	500	500
05-430-740-3300-6020	Other Family Community Support	279	0	0	500	500
05-430-740-3530-6020	Child Outpatient Psychotherapy	0	0	0	600	600
05-430-740-3620-6020	Family Based Services Mh	308	0	0	1,000	500
05-430-740-3830-6057	Rule 5- Children's Residential Trmt	139,532	301,090	7,579	200,000	140,000
05-430-740-3832-6057	Rule 5 Chld Residential Trmt- Icwa	27,891	0	0	0	0

# Aitkin County

## USER-SELECTED BUDGET REPORT



Report Basis: Cash

<u>Account Number</u>	<u>Account Description</u>	2016 <u>Actuals</u> <u>Mo. 01 - 12</u>	2017 <u>Actuals</u> <u>Mo. 01 - 12</u>	2018 YTD <u>Actuals</u> <u>Mo. 01 - 07</u>	<u>ADOPTED</u> <u>2018</u>	<u>PROPOSED</u> <u>2019</u>
05-430-740-3890-6020	Child Mh Respite	4,060	2,290	434	4,000	3,000
05-430-740-3900-6020	Child Rule 79 Case Mgmt	5,186	2,228	1,440	4,000	4,000
05-430-740-3920-6020	Child General Case Mgmt	50	0	391	0	0
05-430-745-0000-5343	Adult MH Rule 78 CSP S25	59,954 -	55,418 -	46,565 -	55,418 -	55,418 -
05-430-745-0000-5421	MA Adult MH TCM*31	32,749 -	31,685 -	9,232 -	37,000 -	35,000 -
05-430-745-0000-5500	Insurance Company Revenue	22,029 -	29,395 -	16,701 -	39,000 -	35,000 -
05-430-745-3025-6020	COMMUNITY ED & PREVENTION	63,550	80,219	24,493	73,325	0
05-430-745-3030-6071	Client Outreach - Csp	0	0	0	1,500	74,591
05-430-745-3081-6020	Adult Outpatient Diag Assess- Corr	333	0	0	0	0
05-430-745-3085-6020	Adult Outpat Diagnostic Assess/Ps	6,412	23,221	4,268	15,000	15,000
05-430-745-3090-6050	Pre- Petition Screening/Hearing	2,325	4,708	3,128	3,600	4,500
05-430-745-3160-6050	Adult Transportation	5,042	1,886	0	1,000	1,000
05-430-745-3430-6050	Housing Subsidy	616 -	193	0	200	200
05-430-745-3720-6081	State- Operated Inpatient - Rtc Or C	125,696	0	3,500	50,000	25,000
05-430-745-3721-6081	Commitment Costs - Poor Relief	228,691	250,117	219,298	307,260	315,000
05-430-745-3730-6020	Adult Acute Care Hospital Inpatient	714	0	1,372	1,000	1,000
05-430-745-3910-6020	Adult Rule 79 Case Mgmt	4,646	3,443	2,070	4,646	4,000
05-430-750-0000-5323	State Share- DD Services S38	74,548 -	67,546 -	47,637 -	94,000 -	90,000 -
05-430-750-0000-5341	DD Family Support Grant*35	2,015 -	900	0	0	1,000 -
05-430-750-0000-5373	DD SILS Program S34	10,170 -	7,525 -	4,262 -	11,000 -	15,683 -
05-430-750-0000-5420	Fed Share- DD Services F38	74,571 -	67,565 -	47,648 -	94,000 -	90,000 -
05-430-750-0000-5445	MA VA/DD TCM*42	6,140 -	8,035 -	4,992 -	6,000 -	8,000 -
05-430-750-3340-6073	Semi- Independent Living Serv (Sils)	13,969	11,917	7,384	21,814	15,000
05-430-750-3350-6020	Family Support Program	0	0	1,000	0	1,000
05-430-750-3380-6050	Extended Supported Employment	4,348	977	0	5,000	1,000
05-430-750-3410-6094	Environment Access,Adapt,Special	1,431	0	0	1,500	1,500
05-430-750-3950-6020	Public Guardianship Dd	6,572	6,995	5,142	7,200	8,500
05-430-760-0000-5322	State Share - CADI/CAC S44	81,029 -	90,470 -	47,407 -	84,000 -	80,000 -
05-430-760-0000-5323	State Share - EW S44	19,863 -	17,754 -	11,194 -	18,000 -	18,000 -
05-430-760-0000-5324	State Share - AC S45	5,260 -	4,030 -	5,289 -	6,000 -	7,000 -
05-430-760-0000-5325	State Share - TBI S44	8,689 -	8,204 -	4,140 -	8,000 -	8,000 -
05-430-760-0000-5331	State Share - RSC	644 -	0	1,033 -	1,500 -	1,500 -
05-430-760-0000-5420	Fed Share - AC F48	5,260 -	4,030 -	5,289 -	6,000 -	7,000 -
05-430-760-0000-5422	Fed Share - CADI/CAC F47	81,045 -	90,485 -	47,417 -	84,000 -	80,000 -
05-430-760-0000-5423	Fed Share - EW F47	19,864 -	17,755 -	11,195 -	18,000 -	18,000 -
05-430-760-0000-5425	Fed Share - TBI F47	8,689 -	8,206 -	4,140 -	8,000 -	8,000 -

JAS1  
8/24/18 5:35PM

05 FUND Health & Human Services

# Aitkin County

## USER- SELECTED BUDGET REPORT



Report Basis: Cash

<u>Account Number</u>	<u>Account Description</u>	2016 <u>Actuals</u> <u>Mo. 01 - 12</u>	2017 <u>Actuals</u> <u>Mo. 01 - 12</u>	2018 YTD <u>Actuals</u> <u>Mo. 01 - 07</u>	<u>ADOPTED</u> <u>2018</u>	<u>PROPOSED</u> <u>2019</u>
05-430-760-0000-5432	Federal Share - RSC	645 -	0	1,033 -	1,500 -	1,500 -
05-430-760-0000-5500	Insurance Company Revenue	196,604 -	230,621 -	161,504 -	205,000 -	225,000 -
05-430-760-0000-5810	Co Share - Waivered Services	1,359 -	1,375 -	299 -	1,000 -	1,000 -
05-430-760-0000-5832	Misc Adult Service Recoveries	750 -	1,750 -	0	500 -	500 -
05-430-760-3020-6020	Community Education And Prevent	0	0	212	0	0
05-430-760-3160-6050	Transportation - Txx	195	1,192	140	500	500
05-430-760-3160-6075	Waiver & Ac Transportation	380	280	120	500	500
05-430-760-3220-6050	Companion Services	0	63,404	0	0	0
05-430-760-3370-6050	Employability - Txx	0	0	380	0	500
05-430-760-3410-6075	Environment Access,Adapt,Special	200	41,634	6,675	1,500	3,000
05-430-760-3440-6050	Housing Services	1,356	0	0	500	500
05-430-760-3950-6020	Guardianship/Conservatorship	4,980	7,856	5,531	6,700	10,000
DEPT 430 Social Services	<b>Revenue</b>	<b>3,848,453 -</b>	<b>3,996,152 -</b>	<b>2,157,824 -</b>	<b>4,022,527 -</b>	<b>3,808,793 -</b>
	<b>Expend.</b>	<b>4,101,121</b>	<b>4,164,239</b>	<b>2,328,769</b>	<b>4,329,947</b>	<b>4,317,846</b>
	<b>Net</b>	<b>252,668</b>	<b>168,087</b>	<b>170,945</b>	<b>307,420</b>	<b>509,053</b>

JAS1  
 8/24/18 5:35PM  
 06 FUND Debt Service

# Aitkin County

## USER- SELECTED BUDGET REPORT



Report Basis: Cash

<u>Account Number</u>		<u>Account Description</u>	2016 <u>Actuals</u> Mo. 01 - 12	2017 <u>Actuals</u> Mo. 01 - 12	2018 YTD <u>Actuals</u> Mo. 01 - 07	<u>ADOPTED</u> <u>2018</u>	<u>PROPOSED</u> <u>2019</u>
000	DEPT	Undesignated					
	06-000-000-0000-5001	Current Property Taxes	0	0	0	0	748,456 -
	06-000-000-0000-6796	Interest	0	0	0	0	168,908
DEPT	000	Undesignated					
		Revenue	0	0	0	0	748,456 -
		Expend.	0	0	0	0	168,908
		Net	0	0	0	0	579,548 -
949	DEPT	Courthouse Addition					
	06-949-000-0000-5791	Interest Income	0	0	13,016 -	0	0
	06-949-000-0000-5940	G.O. Capt'l Impr Bonds	0	0	10,492,936 -	0	0
	06-949-000-0000-6231	Services, Labor, Contracts	0	234,917	711,607	0	0
DEPT	949	Courthouse Addition					
		Revenue	0	0	10,505,952 -	0	0
		Expend.	0	234,917	711,607	0	0
		Net	0	234,917	9,794,345 -	0	0

JAS1  
8/24/18 5:35PM  
07 FUND Ditch

# Aitkin County

## USER- SELECTED BUDGET REPORT



Report Basis: Cash

<u>Account Number</u>		<u>Account Description</u>	2016 <u>Actuals</u> Mo. 01 - 12	2017 <u>Actuals</u> Mo. 01 - 12	2018 YTD <u>Actuals</u> Mo. 01 - 07	ADOPTED <u>2018</u>	PROPOSED <u>2019</u>
350	DEPT Ditch 2 (Judicial)						
	07- 350- 000- 0000- 5791	Interest Income	61 -	120 -	99 -	0	0
	07- 350- 000- 0000- 5947	Transfer In From Other Funds	0	10,493	0	0	0
DEPT 350	Ditch 2 (Judicial)	<b>Revenue</b>	61 -	10,373	99 -	0	0
		<b>Expend.</b>					
		<b>Net</b>	61 -	10,373	99 -	0	0
352	DEPT Ditch 30 (County)						
	07- 352- 000- 0000- 5791	Interest Income	139 -	259 -	212 -	0	0
	07- 352- 000- 0000- 6231	Services, Labor, Contracts	1,648	355 -	0	0	0
DEPT 352	Ditch 30 (County)	<b>Revenue</b>	139 -	259 -	212 -	0	0
		<b>Expend.</b>	1,648	355 -	0	0	0
		<b>Net</b>	1,509	614 -	212 -	0	0
353	DEPT Ditch 5 (County)						
	07- 353- 000- 0000- 6231	Services, Labor, Contracts	0	440 -	0	0	0
DEPT 353	Ditch 5 (County)	<b>Revenue</b>					
		<b>Expend.</b>	0	440 -	0	0	0
		<b>Net</b>	0	440 -	0	0	0
354	DEPT Ditch 23						
	07- 354- 000- 0000- 6231	Services, Labor, Contracts	0	965 -	0	0	0
DEPT 354	Ditch 23	<b>Revenue</b>					
		<b>Expend.</b>	0	965 -	0	0	0
		<b>Net</b>	0	965 -	0	0	0
356	DEPT Ditch 28 (County)						
	07- 356- 000- 0000- 6231	Services, Labor, Contracts	0	185 -	0	0	0
DEPT 356	Ditch 28 (County)	<b>Revenue</b>					
		<b>Expend.</b>	0	185 -	0	0	0
		<b>Net</b>	0	185 -	0	0	0
357	DEPT Ditch 34 (County)						
	07- 357- 000- 0000- 6231	Services, Labor, Contracts	526	0	0	0	0
DEPT 357	Ditch 34 (County)	<b>Revenue</b>					
		<b>Expend.</b>	526	0	0	0	0
		<b>Net</b>	526	0	0	0	0

JASI  
 8/24/18 5:35PM  
 07 FUND Ditch

# Aitkin County

## USER-SELECTED BUDGET REPORT



Report Basis: Cash

<u>Account Number</u>			<u>Account Description</u>	<u>2016</u> <u>Actuals</u> Mo. 01 - 12	<u>2017</u> <u>Actuals</u> Mo. 01 - 12	<u>2018 YTD</u> <u>Actuals</u> Mo. 01 - 07	<u>ADOPTED</u> <u>2018</u>	<u>PROPOSED</u> <u>2019</u>
359	DEPT	Ditch 37 (County)						
		07-359-000-0000-6231	Services, Labor, Contracts	0	7,980 -	0	0	0
DEPT	359	Ditch 37 (County)	<b>Revenue</b>					
			<b>Expend.</b>	0	7,980 -	0	0	0
			<b>Net</b>	0	7,980 -	0	0	0
360	DEPT	Ditch 42 (County)						
		07-360-000-0000-6231	Services, Labor, Contracts	0	425 -	0	0	0
DEPT	360	Ditch 42 (County)	<b>Revenue</b>					
			<b>Expend.</b>	0	425 -	0	0	0
			<b>Net</b>	0	425 -	0	0	0
362	DEPT	Ditch 63 (County)						
		07-362-000-0000-5020	Special Assessments	2 -	860 -	0	0	0
DEPT	362	Ditch 63 (County)	<b>Revenue</b>	2 -	860 -	0	0	0
			<b>Expend.</b>					
			<b>Net</b>	2 -	860 -	0	0	0
364	DEPT	Ditch 20 (County)						
		07-364-000-0000-6231	Services, Labor, Contracts	0	143 -	0	0	0
DEPT	364	Ditch 20 (County)	<b>Revenue</b>					
			<b>Expend.</b>	0	143 -	0	0	0
			<b>Net</b>	0	143 -	0	0	0

JAS1  
 8/24/18 5:35PM  
 10 FUND Trust

# Aitkin County

## USER-SELECTED BUDGET REPORT



Report Basis: Cash

<u>Account Number</u>			<u>2016</u>	<u>2017</u>	<u>2018 YTD</u>	<u>ADOPTED</u>	<u>PROPOSED</u>	
<u>Account Description</u>			<u>Actuals</u>	<u>Actuals</u>	<u>Actuals</u>	<u>2018</u>	<u>2019</u>	
			Mo. 01 - 12	Mo. 01 - 12	Mo. 01 - 07			
921	DEPT	Co. Development						
10-921-000-0000-5220	Concon Apport Ms 84 A 51 Intergo	198,410 -	269,747 -	0	250,000 -	250,000 -		
10-921-000-0000-5251	In Lieu Apportionments & Receipts	85,221 -	82,590 -	0	85,000 -	85,000 -		
10-921-000-0000-5396	Trail Grants- State	3,200 -	0	0	0	0		
10-921-000-0000-5840	Misc Receipts	13,376 -	2,158 -	64 -	4,000 -	4,000 -		
10-921-000-0000-6101	Salaries- Full Time	131,372	119,226	74,404	117,466	91,503		
10-921-000-0000-6108	Meals (Not Overnight)	5	0	0	0	0		
10-921-000-0000-6109	Overtime- Salaries	0	26	0	0	0		
10-921-000-0000-6124	Medicare- Employer	1,902	1,718	1,066	1,703	1,327		
10-921-000-0000-6148	Employer Deduct Contribution- HS:	2,280	4,235	2,757	3,842	3,112		
10-921-000-0000-6150	Health Insurance- Employer	11,477	12,618	8,705	10,695	11,037		
10-921-000-0000-6152	Life Insurance- Employer	110	92	52	111	57		
10-921-000-0000-6154	Long Term Disability- Employer	147	114	76	97	134		
10-921-000-0000-6159	Pera Co	9,535	8,674	5,423	8,810	6,863		
10-921-000-0000-6165	Fica- Employer	8,133	7,347	4,557	7,283	5,673		
10-921-000-0000-6205	Postage	14	2	0	0	0		
10-921-000-0000-6208	Training/Education	255	248	0	0	0		
10-921-000-0000-6231	Services, Labor, Contracts	9,952	12,140	4,790	100,000	75,000		
10-921-000-0000-6240	Dues	198	114	0	2,500	2,500		
10-921-000-0000-6250	Telephone	76	48	66	500	500		
10-921-000-0000-6330	Transportation & Travel	676	245	0	0	0		
10-921-000-0000-6332	Hotel/Motel Lodging	38	98	0	0	0		
10-921-000-0000-6340	Meals Reimbursed Non- Taxable	10	8	0	0	0		
10-921-000-0000-6353	Workers Compensation Insurance	917	718	731	571	1,500		
10-921-000-0000-6356	License Fees	49	0	0	0	0		
10-921-000-0000-6360	Miscellaneous- Services	10,493	12,877	0	0	0		
10-921-000-0000-6405	Office Supplies	838	2,553	967	0	2,500		
10-921-000-0000-6406	Field Supplies	2,301	1,435	1,026	0	0		
10-921-000-0000-6515	Culverts	15,356	0	0	10,000	10,000		
10-921-000-0000-6590	Repair & Maintenance Supplies	36	0	0	0	0		
10-921-000-0000-6610	Equipment	0	0	0	0	15,000		
10-921-000-0000-6801	Appropriations	50,220	46,220	48,220	100,000	100,000		
DEPT	921	Co. Development	<b>Revenue</b>	300,207 -	354,495 -	64 -	339,000 -	339,000 -
			<b>Expend.</b>	256,390	230,756	152,840	363,578	326,706
			<b>Net</b>	43,817 -	123,739 -	152,776	24,578	12,294 -

JAS1  
8/24/18 5:35PM  
10 FUND Trust

# Aitkin County

## USER- SELECTED BUDGET REPORT



Report Basis: Cash

<u>Account Number</u>			<u>2016</u>	<u>2017</u>	<u>2018 YTD</u>	<u>ADOPTED</u>	<u>PROPOSED</u>
<u>Account Description</u>			<u>Actuals</u>	<u>Actuals</u>	<u>Actuals</u>	<u>2018</u>	<u>2019</u>
			Mo. 01 - 12	Mo. 01 - 12	Mo. 01 - 07		
922	DEPT	Cons. Forfeited Tax Sales					
		10-922-000-0000-5253 Conservation Forfeited Tax Sales	7,405 -	13,837 -	0	0	0
		10-922-000-0000-6205 Postage	5	4	0	0	0
		10-922-000-0000-6815 Cons. Forfeited Tax Sales	16,545	6,511	12,556	0	0
		10-922-000-0000-6831 1% Cfts Receipts	889	1,277	0	0	0
DEPT	922	Cons. Forfeited Tax Sales					
		Revenue	7,405 -	13,837 -	0	0	0
		Expend.	17,439	7,792	12,556	0	0
		Net	10,034	6,045 -	12,556	0	0
923	DEPT	Forfeited Tax Sales					
		10-923-000-0000-5254 Forfeited Tax Sales	1,595,227 -	1,419,172 -	3,078 -	1,700,000 -	1,450,000 -
		10-923-000-0000-5257 FTS- Timber	0	446 -	468,433 -	0	0
		10-923-000-0000-5258 FTS- Land	0	0	68,258 -	0	0
		10-923-000-0000-5260 FTS- Leases/Easements	0	0	2,968 -	0	0
		10-923-000-0000-5840 FTS Misc Receipts	4,380 -	234 -	95 -	0	0
		10-923-000-0000-5860 Juror Reimbursement	0	40 -	0	0	0
		10-923-000-0000-6101 Salaries- Full Time	441,393	476,097	315,832	541,687	583,352
		10-923-000-0000-6102 Salaries- Part Time	1,202	372	6,401	0	0
		10-923-000-0000-6108 Meals (Not Overnight)	8	467	11	0	0
		10-923-000-0000-6109 Overtime- Salaries	1,429	1,020	748	1,000	1,000
		10-923-000-0000-6124 Medicare- Employer	6,048	6,620	4,544	7,855	8,459
		10-923-000-0000-6148 Employer Deduct Contribution- HS/	18,774	18,789	10,722	28,956	26,876
		10-923-000-0000-6150 Health Insurance- Employer	58,598	64,035	38,602	98,054	81,731
		10-923-000-0000-6152 Life Insurance- Employer	442	444	250	536	514
		10-923-000-0000-6154 Long Term Disability- Employer	558	576	318	124	362
		10-923-000-0000-6159 Pera Co	32,686	34,266	22,560	40,627	41,826
		10-923-000-0000-6165 Fica- Employer	25,861	28,308	19,429	33,584	36,168
		10-923-000-0000-6205 Postage	2,181	2,530	465	2,000	2,000
		10-923-000-0000-6208 Training/Education	422	3,047	799	2,000	2,000
		10-923-000-0000-6230 Printing, Publishing & Adv	35	2,573	714	2,000	2,000
		10-923-000-0000-6231 Services, Labor, Contracts	44,127	114,775	5,848	50,000	25,000
		10-923-000-0000-6240 Dues	1,375	2,292	500	2,500	2,500
		10-923-000-0000-6243 License Fee	0	0	0	1,000	1,000
		10-923-000-0000-6250 Telephone	515	272	161	2,500	2,000
		10-923-000-0000-6254 Utilities	2,007	1,190	1,627	1,000	1,000
		10-923-000-0000-6267 Unemployment Compensation	0	0	0	500	500



# Aitkin County

## USER- SELECTED BUDGET REPORT



Report Basis: Cash

<u>Account Number</u>		<u>Account Description</u>	2016 <u>Actuals</u> <u>Mo. 01 - 12</u>	2017 <u>Actuals</u> <u>Mo. 01 - 12</u>	2018 YTD <u>Actuals</u> <u>Mo. 01 - 07</u>	ADOPTED <u>2018</u>	PROPOSED <u>2019</u>
10- 923- 000- 0000- 6272		Physical Examinations	100	0	0	0	0
10- 923- 000- 0000- 6280		State Deed Forfeited Tax Sales	175	725	500	0	0
10- 923- 000- 0000- 6282		State Deed Repurchase	125	100	0	0	0
10- 923- 000- 0000- 6311		Sales Tax	181	228	0	250	250
10- 923- 000- 0000- 6330		Transportation & Travel	1,470	2,574	557	3,500	3,500
10- 923- 000- 0000- 6332		Hotel/Motel Lodging	483	49	456	1,000	1,000
10- 923- 000- 0000- 6340		Meals Reimbursed Non- Taxable	46	12	61	250	250
10- 923- 000- 0000- 6350		Per Diem	0	0	0	2,500	2,500
10- 923- 000- 0000- 6352		Insurance	10,669	7,176	7,900	10,000	10,000
10- 923- 000- 0000- 6353		Workers Compensation Insurance	2,733	4,394	5,750	5,021	3,000
10- 923- 000- 0000- 6356		License Fees	123	57	0	0	0
10- 923- 000- 0000- 6360		Miscellaneous- Services	920	0	0	0	0
10- 923- 000- 0000- 6374		Auto & Trailer License	96	0	132	700	700
10- 923- 000- 0000- 6405		Office Supplies	8,252	17,786	12,125	10,000	2,500
10- 923- 000- 0000- 6406		Field Supplies	7,378	614	348	5,000	0
10- 923- 000- 0000- 6450		Small Tools	1,683	369	0	3,000	0
10- 923- 000- 0000- 6511		Gas And Oil	12,796	21,946	19,486	25,000	25,000
10- 923- 000- 0000- 6590		Repair & Maintenance Supplies	37,800	73,187	51,456	25,000	25,000
10- 923- 000- 0000- 6610		Equipment	0	5,702	0	0	0
10- 923- 000- 0000- 6818		Apportionments	1,171,407	773,782	420,181	668,431	355,512
10- 923- 000- 0000- 6820		Refunds & Reimbursements	54,499	87,529	17,972	80,000	80,000
10- 923- 000- 0000- 6901		Incidental Transfers	100,331	50,495	0	50,000	122,500
DEPT 923	Forfeited Tax Sales	Revenue	1,599,607 -	1,419,892 -	542,832 -	1,700,000 -	1,450,000 -
		Expend.	2,048,928	1,804,398	966,455	1,705,575	1,450,000
		Net	449,321	384,506	423,623	5,575	0
926	DEPT Law Library						
10- 926- 000- 0000- 5548		Law Library Fees	37,958 -	32,652 -	16,270 -	30,000 -	0
10- 926- 000- 0000- 6232		Attorney Services	0	780	340	0	0
10- 926- 000- 0000- 6250		Telephone	46	9	0	0	0
10- 926- 000- 0000- 6408		Law Books	21,853	26,682	14,483	30,000	0
DEPT 926	Law Library	Revenue	37,958 -	32,652 -	16,270 -	30,000 -	0
		Expend.	21,899	27,471	14,823	30,000	0
		Net	16,059 -	5,181 -	1,447 -	0	0
929	DEPT Mn. Trust Insurance Fund						

JAS1  
 8/24/18 5:35PM  
 10 FUND Trust

# Aitkin County

## USER-SELECTED BUDGET REPORT



Report Basis: Cash

<u>Account Number</u>		<u>Account Description</u>	2016 <u>Actuals</u> <u>Mo. 01 - 12</u>	2017 <u>Actuals</u> <u>Mo. 01 - 12</u>	2018 YTD <u>Actuals</u> <u>Mo. 01 - 07</u>	ADOPTED <u>2018</u>	PROPOSED <u>2019</u>
10-929-000-0000-5840		Dividends And Misc Reimbursemer	911 -	2,729 -	0	0	0
10-929-000-0000-6625		Office Equipment & Other Equipme	0	1,728	0	0	0
DEPT 929	Mn. Trust Insurance Fund	Revenue	911 -	2,729 -	0	0	0
		Expend.	0	1,728	0	0	0
		Net	911 -	1,001 -	0	0	0

# Aitkin County

## USER-SELECTED BUDGET REPORT



11 FUND Forest Development

Report Basis: Cash

<u>Account Number</u>	<u>Account Description</u>	<u>2016</u> <u>Actuals</u> Mo. 01 - 12	<u>2017</u> <u>Actuals</u> Mo. 01 - 12	<u>2018 YTD</u> <u>Actuals</u> Mo. 01 - 07	<u>ADOPTED</u> <u>2018</u>	<u>PROPOSED</u> <u>2019</u>
924 DEPT Forest Resource						
11-924-000-0000-5150	Sooline Rr Permits	500 -	175 -	209 -	500 -	0
11-924-000-0000-5222	Ms 477- A- Intergovernmental- PILT	142,011 -	141,938 -	0	142,000 -	0
11-924-000-0000-5840	Misc Receipts	9,054 -	100 -	0	0	0
11-924-000-0000-5866	Co Auction Proceeds	745 -	0	0	0	0
11-924-000-0000-6101	Salaries- Full Time	85,432	89,027	42,526	45,161	0
11-924-000-0000-6109	Overtime- Salaries	0	40	21	0	0
11-924-000-0000-6124	Medicare- Employer	1,180	1,271	611	655	0
11-924-000-0000-6148	Employer Deduct Contribution- HS.	2,700	4,342	1,998	2,260	0
11-924-000-0000-6150	Health Insurance- Employer	17,690	13,290	6,153	6,336	0
11-924-000-0000-6152	Life Insurance- Employer	84	83	35	66	0
11-924-000-0000-6159	Pera Co	6,407	6,602	3,118	3,387	0
11-924-000-0000-6165	Fica- Employer	5,047	5,435	2,615	2,800	0
11-924-000-0000-6205	Postage	0	16	0	0	0
11-924-000-0000-6208	Training/Education	0	200	565	0	0
11-924-000-0000-6231	Services, Labor, Contracts	18,640	17,601	11,741	30,000	0
11-924-000-0000-6240	Dues/Assoc Fees	0	230	243	0	0
11-924-000-0000-6250	Telephone	2,485	2,118	1,058	0	0
11-924-000-0000-6272	Physical Examinations	0	0	110	0	0
11-924-000-0000-6273	Timber Improvement	16,192	0	0	15,000	0
11-924-000-0000-6330	Transportation & Travel	652	2,309	1,973	0	0
11-924-000-0000-6340	Meals Reimbursed Non- Taxable	0	71	107	0	0
11-924-000-0000-6350	Per Diem	945	3,570	2,660	0	0
11-924-000-0000-6352	Insurance	2,070	1,988	1,989	1,500	0
11-924-000-0000-6353	Workers Compensation Insurance	930	1,150	642	1,000	0
11-924-000-0000-6361	Road Construction Service	0	0	1,596	20,000	0
11-924-000-0000-6374	Auto & Trailer License	16	0	48	0	0
11-924-000-0000-6405	Office Supplies	44	263	44	0	0
11-924-000-0000-6406	Field Supplies	7,499	10,836	1,847	0	0
11-924-000-0000-6450	Small Tools	0	787	0	0	0
11-924-000-0000-6590	Repair & Maintenance Supplies	853	1,143	0	2,500	0
11-924-000-0000-6620	Auto, Trailers, Snowmobiles	30,048	0	0	25,000	0
DEPT 924 Forest Resource	<b>Revenue</b>	<b>152,310 -</b>	<b>142,213 -</b>	<b>209 -</b>	<b>142,500 -</b>	<b>0</b>
	<b>Expend.</b>	<b>198,914</b>	<b>162,372</b>	<b>81,700</b>	<b>155,665</b>	<b>0</b>
	<b>Net</b>	<b>46,604</b>	<b>20,159</b>	<b>81,491</b>	<b>13,165</b>	<b>0</b>

# Aitkin County

## USER- SELECTED BUDGET REPORT



11 FUND Forest Development

Report Basis: Cash

<u>Account Number</u>	<u>Account Description</u>	<u>2016</u> <u>Actuals</u> Mo. 01 - 12	<u>2017</u> <u>Actuals</u> Mo. 01 - 12	<u>2018 YTD</u> <u>Actuals</u> Mo. 01 - 07	<u>ADOPTED</u> <u>2018</u>	<u>PROPOSED</u> <u>2019</u>
925 DEPT Reforestation						
11-925-000-0000-5150	Sooline Rr Permits	275 -	0	0	500 -	1,000 -
11-925-000-0000-5222	L79C303 Ms 477- A- 11- 14 Intergov	0	0	0	0	142,000 -
11-925-000-0000-5252	Forf Tax Sales Apportionment	295,918 -	196,761 -	106,374 -	170,450 -	179,154 -
11-925-000-0000-5396	Trail Grants- State	15,161 -	10,465 -	0	0	0
11-925-000-0000-5840	Misc Receipts	1,999 -	7,059 -	6,499 -	0	1,500 -
11-925-000-0000-5866	Co Auction Proceeds	2,185 -	0	0	0	0
11-925-000-0000-6101	Salaries- Full Time	72,893	58,989	37,384	70,005	146,758
11-925-000-0000-6102	Salaries- Part Time	16,743	12,938	0	0	11,000
11-925-000-0000-6108	Meals (Not Overnight)	6	458	0	0	0
11-925-000-0000-6109	Overtime- Salaries	294	108	421	0	0
11-925-000-0000-6124	Medicare- Employer	1,193	1,023	541	1,015	2,128
11-925-000-0000-6148	Employer Deduct Contribution- HS:	3,809	2,760	1,422	4,390	8,270
11-925-000-0000-6150	Health Insurance- Employer	17,123	9,062	4,876	13,668	19,246
11-925-000-0000-6152	Life Insurance- Employer	71	49	29	66	105
11-925-000-0000-6159	Pera Co	5,457	4,223	2,754	5,250	11,007
11-925-000-0000-6165	Fica- Employer	5,102	4,373	2,311	4,340	9,099
11-925-000-0000-6208	Training/Education	78	20	0	0	0
11-925-000-0000-6231	Services, Labor, Contracts	83,825	55,533	11,004	50,000	50,000
11-925-000-0000-6273	Timber Improvement	20,000	16,621	1,913	15,000	35,000
11-925-000-0000-6312	Sales Tax Adjustment	0	1 -	0	0	0
11-925-000-0000-6330	Transportation & Travel	93	127	0	0	0
11-925-000-0000-6350	Per Diem	0	0	0	0	3,000
11-925-000-0000-6352	Insurance	53	0	0	0	1,500
11-925-000-0000-6353	Workers Compensation Insurance	3,621	2,557	1,692	2,500	3,500
11-925-000-0000-6361	Road Construction Service	0	12,274	1,696	10,000	15,000
11-925-000-0000-6374	Auto & Trailer License	32	0	0	0	0
11-925-000-0000-6405	Office Supplies	0	0	0	0	2,500
11-925-000-0000-6406	Field Supplies	12,755	3,823	19	0	0
11-925-000-0000-6590	Repair & Maintenance Supplies	19,753	751	0	0	2,500
11-925-000-0000-6610	Equipment	0	0	0	0	15,000
11-925-000-0000-6620	Auto, Trailers, Snowmobiles	0	0	0	0	50,000
DEPT 925 Reforestation	<b>Revenue</b>	315,538 -	214,285 -	112,873 -	170,950 -	323,654 -
	<b>Expend.</b>	262,901	185,688	66,062	176,234	385,613
	<b>Net</b>	52,637 -	28,597 -	46,811 -	5,284	61,959

# Aitkin County



## USER- SELECTED BUDGET REPORT

11 FUND Forest Development

Report Basis: Cash

<u>Account Number</u>			<u>2016</u>	<u>2017</u>	<u>2018 YTD</u>	<u>ADOPTED</u>	<u>PROPOSED</u>	
<u>Account Description</u>			<u>Actuals</u>	<u>Actuals</u>	<u>Actuals</u>	<u>2018</u>	<u>2019</u>	
			Mo. 01 - 12	Mo. 01 - 12	Mo. 01 - 07			
934	DEPT	Memorial Forest						
		11- 934- 000- 0000- 5252	Forf Tax Sales Apportionment	185,016 -	117,911 -	65,603 -	100,265 -	0
		11- 934- 000- 0000- 6101	Salaries- Full Time	83,265	86,653	37,787	56,876	0
		11- 934- 000- 0000- 6109	Overtime- Salaries	55	75	88	0	0
		11- 934- 000- 0000- 6124	Medicare- Employer	1,194	1,197	524	825	0
		11- 934- 000- 0000- 6148	Employer Deduct Contribution- HS,	4,050	3,260	1,358	3,260	0
		11- 934- 000- 0000- 6150	Health Insurance- Employer	5,994	12,913	5,494	13,668	0
		11- 934- 000- 0000- 6152	Life Insurance- Employer	94	93	37	66	0
		11- 934- 000- 0000- 6159	Pera Co	6,245	6,440	2,776	4,266	0
		11- 934- 000- 0000- 6165	Fica- Employer	5,108	5,116	2,243	3,526	0
		11- 934- 000- 0000- 6231	Services, Labor, Contracts	10,632	59,934	19,289	20,000	0
		11- 934- 000- 0000- 6273	Timber Improvement	41,688	22,103	16,223	10,000	0
		11- 934- 000- 0000- 6353	Workers Compensation Insurance	650	477	1,486	1,629	0
		11- 934- 000- 0000- 6361	Road Construction Service	15,872	9,998	2,590	0	0
		11- 934- 000- 0000- 6620	Auto, Trailers, Snowmobiles	23,358	0	0	0	0
DEPT	934	Memorial Forest	<b>Revenue</b>	185,016 -	117,911 -	65,603 -	100,265 -	0
			<b>Expend.</b>	198,205	208,259	89,895	114,116	0
			<b>Net</b>	13,189	90,348	24,292	13,851	0
935	DEPT	Forest Road						
		11- 935- 000- 0000- 5301	Forest Road Grt Lw 1988Ch686	38,681 -	39,227 -	39,415 -	38,000 -	38,000 -
		11- 935- 000- 0000- 5330	State Grants	0	0	0	0	38,342 -
		11- 935- 000- 0000- 5840	Misc Receipts	250	0	0	38,300 -	0
		11- 935- 000- 0000- 6102	Salaries- Part Time	32,814	27,394	9,727	23,597	34,115
		11- 935- 000- 0000- 6109	Overtime- Salaries	0	0	94	0	0
		11- 935- 000- 0000- 6124	Medicare- Employer	476	397	142	342	0
		11- 935- 000- 0000- 6148	Employer Deduct Contribution- HS,	0	0	0	0	120
		11- 935- 000- 0000- 6159	Pera Co- Or 7.25%	0	0	0	1,770	2,115
		11- 935- 000- 0000- 6165	Fica- Employer	2,034	1,698	609	1,463	495
		11- 935- 000- 0000- 6231	Services, Labor, Contracts	0	3,650	0	0	0
		11- 935- 000- 0000- 6330	Transportation & Travel	1,120	0	0	0	0
		11- 935- 000- 0000- 6353	Workers Compensation Insurance	2,655	1,812	1,304	1,895	3,000
		11- 935- 000- 0000- 6361	Road Construction Service	0	0	0	35,000	38,000
		11- 935- 000- 0000- 6374	Auto & Trailer License	32	0	32	0	0
		11- 935- 000- 0000- 6406	Field Supplies	244	0	0	0	0
		11- 935- 000- 0000- 6511	Gas And Oil	3,474	0	0	5,000	5,000

# Aitkin County

## USER- SELECTED BUDGET REPORT



11 FUND Forest Development

Report Basis: Cash

<u>Account Number</u>		<u>Account Description</u>	2016 <u>Actuals</u> <u>Mo. 01 - 12</u>	2017 <u>Actuals</u> <u>Mo. 01 - 12</u>	2018 YTD <u>Actuals</u> <u>Mo. 01 - 07</u>	ADOPTED <u>2018</u>	PROPOSED <u>2019</u>
11-935-000-0000-6590		Repair & Maintenance Supplies	31,238	818	0	0	0
11-935-084-0000-5330		State Grant Forest Rd Revenue	0	38,342 -	0	0	0
DEPT 935	Forest Road	<b>Revenue</b>	38,431 -	77,569 -	39,415 -	76,300 -	76,342 -
		<b>Expend.</b>	74,087	35,769	11,908	69,067	82,845
		<b>Net</b>	35,656	41,800 -	27,507 -	7,233 -	6,503
936 DEPT	Gravel Pit						
11-936-000-0000-5840		Misc Receipts	331 -	495 -	0	1,500 -	0
DEPT 936	Gravel Pit	<b>Revenue</b>	331 -	495 -	0	1,500 -	0
		<b>Expend.</b>					
		<b>Net</b>	331 -	495 -	0	1,500 -	0
939 DEPT	County Surveyor						
11-939-000-0000-6101		Salaries- Full Time	0	0	0	0	148,830
11-939-000-0000-6124		Medicare Employer	0	0	0	0	2,158
11-939-000-0000-6149		Employer Deduct Contribution- Vet	0	0	0	0	5,520
11-939-000-0000-6150		Health Insurance Employer	0	0	0	0	21,139
11-939-000-0000-6152		Life Insurance- Employer	0	0	0	0	82
11-939-000-0000-6154		Long Term Disability- Employer	0	0	0	0	156
11-939-000-0000-6159		Pera Co- Or	0	0	0	0	11,162
11-939-000-0000-6165		Fica- Employer	0	0	0	0	9,227
11-939-000-0000-6205		Postage	0	0	0	0	50
11-939-000-0000-6208		Staff Development/Training	0	0	0	0	200
11-939-000-0000-6231		Services, Labor, Contracts	0	0	0	0	50,000
11-939-000-0000-6332		Hotel/Motel Lodging	0	0	0	0	150
11-939-000-0000-6340		Meals (Overnight)	0	0	0	0	50
11-939-000-0000-6405		Office & Computer Supplies	0	0	0	0	2,500
11-939-000-0000-6610		Equipment	0	0	0	0	30,000
DEPT 939	County Surveyor	<b>Revenue</b>					
		<b>Expend.</b>	0	0	0	0	281,224
		<b>Net</b>	0	0	0	0	281,224

JAS1  
 8/24/18 5:35PM  
 12 FUND Agency

# Aitkin County

## USER- SELECTED BUDGET REPORT



Report Basis: Cash

<u>Account Number</u>		<u>Account Description</u>	2016 <u>Actuals</u> Mo. 01 - 12	2017 <u>Actuals</u> Mo. 01 - 12	2018 YTD <u>Actuals</u> Mo. 01 - 07	<u>ADOPTED</u> 2018	<u>PROPOSED</u> 2019
930	DEPT ARDC						
	12-930-000-0000-5001	Property Taxes- Current	44,274 -	44,391 -	27,553 -	49,469 -	0
	12-930-000-0000-5004	Property Taxes- Delinquent	1,180 -	1,112 -	622 -	0	0
	12-930-000-0000-5060	Mobile Home- Current	79 -	85 -	0	0	0
	12-930-000-0000-5064	Mobile Home- Delinquent	8 -	11 -	7 -	0	0
	12-930-000-0000-5065	Severed Mineral- Current	31 -	30 -	31 -	0	0
	12-930-000-0000-5067	Industrial Minerals- Current	3 -	3 -	3 -	0	0
	12-930-000-0000-5216	Taconite Credit- Current	2,304 -	2,273 -	0	0	0
	12-930-000-0000-6801	Apportionments	47,957	48,196	2,911	49,469	0
DEPT	930 ARDC	<b>Revenue</b>	47,879 -	47,905 -	28,216 -	49,469 -	0
		<b>Expend.</b>	47,957	48,196	2,911	49,469	0
		<b>Net</b>	78	291	25,305 -	0	0
931	DEPT Towns						
	12-931-000-0000-6801	Appropriations	2,225 -	2,225	0	0	0
DEPT	931 Towns	<b>Revenue</b>					
		<b>Expend.</b>	2,225 -	2,225	0	0	0
		<b>Net</b>	2,225 -	2,225	0	0	0
932	DEPT Schools						
	12-932-000-0000-5001	Property Taxes- Current	3,418,158 -	3,258,075 -	2,255,731 -	0	0
	12-932-000-0000-5004	Property Taxes- Delinquent	92,216 -	94,823 -	52,313 -	0	0
	12-932-000-0000-5060	Mobile Home- Current	5,474 -	4,821 -	0	0	0
	12-932-000-0000-5064	Mobile Home- Delinquent	560 -	1,076 -	430 -	0	0
	12-932-000-0000-5065	Severed Mineral- Current	2,520 -	2,412 -	2,094 -	0	0
	12-932-000-0000-5066	Severed Mineral- Delinquent	0	0	11 -	0	0
	12-932-000-0000-5067	Industrial Minerals- Current	252 -	239 -	190 -	0	0
	12-932-000-0000-5070	Penalty - Current	37,171 -	38,818 -	0	0	0
	12-932-000-0000-5071	Penalties & Interests- Delinquent	75,684 -	70,337 -	32,113 -	0	0
	12-932-000-0000-5216	Taconite Credit- Current	59,553 -	52,230 -	0	0	0
	12-932-000-0000-5251	In Lieu Apportionments & Receipts	264,546 -	359,663 -	0	0	0
	12-932-000-0000-5252	Forf Tax Sales Apportionment	197,278 -	131,175 -	70,916 -	0	0
	12-932-000-0000-6801	Appropriations	4,217,582	4,131,524	2,608,677	0	0
DEPT	932 Schools	<b>Revenue</b>	4,153,412 -	4,013,669 -	2,413,798 -	0	0
		<b>Expend.</b>	4,217,582	4,131,524	2,608,677	0	0
		<b>Net</b>	64,170	117,855	194,879	0	0

JAS1  
8/24/18 5:35PM

15 FUND Aitkin County Collaborative

# Aitkin County

## USER- SELECTED BUDGET REPORT



Report Basis: Cash

<u>Account Number</u>			<u>Account Description</u>	<u>2016</u> <u>Actuals</u> Mo. 01 - 12	<u>2017</u> <u>Actuals</u> Mo. 01 - 12	<u>2018 YTD</u> <u>Actuals</u> Mo. 01 - 07	<u>ADOPTED</u> <u>2018</u>	<u>PROPOSED</u> <u>2019</u>
000	DEPT	Undesignated						
		15-000-000-0000-5791	Interest Income	512 -	931 -	0	520 -	0
		15-000-000-0000-5832	Lcts Revenue Earned	74,070 -	60,537 -	30,414 -	70,000 -	0
DEPT	000	Undesignated	<b>Revenue</b>	74,582 -	61,468 -	30,414 -	70,520 -	0
			<b>Expend.</b>					
			<b>Net</b>	74,582 -	61,468 -	30,414 -	70,520 -	0
450	DEPT	Collaborative- Aitkin School						
		15-450-000-0000-6231	Aitkin School Services	27,850	20,000	20,000	25,000	0
DEPT	450	Collaborative- Aitkin School	<b>Revenue</b>					
			<b>Expend.</b>	27,850	20,000	20,000	25,000	0
			<b>Net</b>	27,850	20,000	20,000	25,000	0
451	DEPT	Collaborative- Hill City School						
		15-451-000-0000-6231	Hill City School Services	0	15,000	15,000	15,000	0
DEPT	451	Collaborative- Hill City School	<b>Revenue</b>					
			<b>Expend.</b>	0	15,000	15,000	15,000	0
			<b>Net</b>	0	15,000	15,000	15,000	0
452	DEPT	Collaborative- Mcgregor School						
		15-452-000-0000-6231	Mcgregor School Services	35,000	20,000	20,000	15,000	0
DEPT	452	Collaborative- Mcgregor School	<b>Revenue</b>					
			<b>Expend.</b>	35,000	20,000	20,000	15,000	0
			<b>Net</b>	35,000	20,000	20,000	15,000	0
453	DEPT	Collaborative- Aitkin Co Hlth & Hmn Svs						
		15-453-000-0000-6231	Ach&Hs Services	0	0	0	5,000	0
DEPT	453	Collaborative- Aitkin Co Hlth & Hmn Svs	<b>Revenue</b>					
			<b>Expend.</b>	0	0	0	5,000	0
			<b>Net</b>	0	0	0	5,000	0
456	DEPT	Collaborative- Other Lcts						
		15-456-000-0000-6062	Misc Expend. Lcts	35	0	0	0	0
DEPT	456	Collaborative- Other Lcts	<b>Revenue</b>					
			<b>Expend.</b>	35	0	0	0	0
			<b>Net</b>	35	0	0	0	0



JAS1  
8/24/18 5:35PM

18 FUND Environmental Trust Fund

# Aitkin County

## USER- SELECTED BUDGET REPORT



Report Basis: Cash

<u>Account Number</u>	<u>Account Description</u>	2016 <u>Actuals</u> Mo. 01 - 12	2017 <u>Actuals</u> Mo. 01 - 12	2018 YTD <u>Actuals</u> Mo. 01 - 07	ADOPTED <u>2018</u>	PROPOSED <u>2019</u>
937 DEPT	Environmental Trust Fund					
18- 937- 000- 0000- 5791	Interest Income	14,744 -	14,911 -	3,016 -	15,000 -	15,000 -
18- 937- 000- 0000- 6900	Transfers to Other Funds	14,639	6,810	0	15,000	15,000
DEPT 937	Environmental Trust Fund					
	Revenue	14,744 -	14,911 -	3,016 -	15,000 -	15,000 -
	Expend.	14,639	6,810	0	15,000	15,000
	Net	105 -	8,101 -	3,016 -	0	0

# Aitkin County

## USER-SELECTED BUDGET REPORT



Report Basis: Cash

<u>Account Number</u>			<u>Account Description</u>	<u>2016</u> <u>Actuals</u> Mo. 01 - 12	<u>2017</u> <u>Actuals</u> Mo. 01 - 12	<u>2018 YTD</u> <u>Actuals</u> Mo. 01 - 07	<u>ADOPTED</u> <u>2018</u>	<u>PROPOSED</u> <u>2019</u>
000	DEPT	Undesignated						
		19-000-000-0000-5947	Transfer In	663,127 -	0	0	0	0
DEPT	000	Undesignated	Revenue	663,127 -	0	0	0	0
			Expend.					
			Net	663,127 -	0	0	0	0
521	DEPT	LLCC Administration						
		19-521-000-0000-5751	Contributions- Unrestricted	2,059 -	2,758 -	692 -	2,500 -	2,500 -
		19-521-000-0000-5762	Restricted Contributions	1,750 -	7,587 -	525	0	0
		19-521-000-0000-5830	Monarch Grant Revenue	0	2,500 -	0	0	0
		19-521-000-0000-5831	Technology Grant Revenue	0	9,800 -	0	0	0
		19-521-000-0000-5840	Misc Receipts	247 -	180 -	13,163 -	2,000 -	2,000 -
		19-521-000-0000-5861	Insurance Proceeds/Dividends	7,995 -	4,576 -	0	4,576 -	4,576 -
		19-521-000-0000-5884	Commissary Sales Non Taxable	20,665 -	25,332 -	18,690 -	22,000 -	22,000 -
		19-521-000-0000-5885	Commissary Sales Taxable	18,256 -	16,175 -	11,811 -	22,000 -	22,000 -
		19-521-000-0000-5896	Phone/Postage/Mileage Reimburse	10 -	14 -	30 -	0	0
		19-521-000-0000-6101	Salaries- Full Time	25,888	28,456	17,322	28,278	60,782
		19-521-000-0000-6109	Salaries- Overtime	563	0	0	0	0
		19-521-000-0000-6124	Medicare- Employer 1.45%	380	404	239	410	881
		19-521-000-0000-6148	Employer Deduct Contribution- HS	1,350	1,130	951	1,630	3,260
		19-521-000-0000-6150	Health Insurance- Employer	1,998	3,277	3,596	6,164	12,794
		19-521-000-0000-6152	Life Insurance- Employer	31	31	17	33	60
		19-521-000-0000-6154	Long Term Disability- Employer	56	69	37	59	59
		19-521-000-0000-6159	Pera Co- Or 7.25%	1,984	2,057	1,220	2,121	4,559
		19-521-000-0000-6165	Fica- Employer 6.20%	1,623	1,729	1,022	1,753	3,769
		19-521-000-0000-6205	Postage	342	334	326	400	300
		19-521-000-0000-6208	Training/Education	1,824	2,996	1,202	1,800	1,460
		19-521-000-0000-6230	Printing, Publ & Adv Promotion	7,635	2,758	2,499	1,900	4,179
		19-521-000-0000-6231	Services, Labor, Contracts	21,508	20,796	14,075	16,310	14,186
		19-521-000-0000-6240	Dues/Assoc Fees	1,115	1,400	2,462	1,380	570
		19-521-000-0000-6250	Telephone	5,749	6,253	3,653	5,400	6,250
		19-521-000-0000-6254	Utilities	40,363	29,612	32,132	45,000	39,700
		19-521-000-0000-6255	Garbage	1,109	1,109	647	1,200	1,200
		19-521-000-0000-6272	Physical Examinations	200	0	0	0	0
		19-521-000-0000-6303	Monarch Grant Expenses	0	1,873	280	0	0
		19-521-000-0000-6304	Technology Grant Expenses	0	8,204	1,451	0	0

# Aitkin County

## USER- SELECTED BUDGET REPORT



19 FUND Long Lake Conservation Center

Report Basis: Cash

<u>Account Number</u>		<u>Account Description</u>	2016 <u>Actuals</u> <u>Mo. 01 - 12</u>	2017 <u>Actuals</u> <u>Mo. 01 - 12</u>	2018 YTD <u>Actuals</u> <u>Mo. 01 - 07</u>	<u>ADOPTED</u> <u>2018</u>	<u>PROPOSED</u> <u>2019</u>
19-521-000-0000-6330		Transportation/Travel/Parking	887	857	0	250	250
19-521-000-0000-6332		Hotel / Motel Lodging	79	481	0	250	0
19-521-000-0000-6340		Meals Reimbursed Non- Taxable	23	123	0	100	100
19-521-000-0000-6352		Insurance	2,336	8,473	9,545	9,564	9,564
19-521-000-0000-6353		Workers Compensation Insurance	720	204	82	63	63
19-521-000-0000-6374		Auto & Trailer License	32	0	32	100	100
19-521-000-0000-6400		Commissary Items	21,370	27,362	19,180	20,000	20,000
19-521-000-0000-6405		Office & Computer Supplies	3,763	1,084	422	1,000	1,000
19-521-000-0000-6590		Repair & Maintenance Supplies	110	0	0	0	0
DEPT 521	LLCC Administration	<b>Revenue</b>	<b>50,982 -</b>	<b>68,922 -</b>	<b>43,861 -</b>	<b>53,076 -</b>	<b>53,076 -</b>
		<b>Expend.</b>	<b>143,038</b>	<b>151,072</b>	<b>112,392</b>	<b>145,165</b>	<b>185,086</b>
		<b>Net</b>	<b>92,056</b>	<b>82,150</b>	<b>68,531</b>	<b>92,089</b>	<b>132,010</b>
522	DEPT LLCC Education						
19-522-000-0000-5553		Non School Groups	131,488 -	107,616 -	70,147 -	119,439 -	123,717 -
19-522-000-0000-5557		Adventure Program Pkg Fees	64,616 -	69,422 -	50,700 -	102,100 -	82,850 -
19-522-000-0000-5558		School Program Pkg Fees	347,642 -	382,104 -	166,283 -	347,766 -	363,201 -
19-522-000-0000-6101		Salaries- Full Time	67,285	83,622	33,656	72,107	106,945
19-522-000-0000-6102		Wages- Part Time	93,222	79,114	68,391	93,114	93,067
19-522-000-0000-6109		Salaries- Overtime	1,978	713	853	0	0
19-522-000-0000-6124		Medicare- Employer 1.45%	2,409	2,448	1,427	2,396	2,900
19-522-000-0000-6148		Employer Deduct Contribution- HS/	1,350	3,390	1,978	3,390	4,520
19-522-000-0000-6150		Health Insurance- Employer	1,998	9,059	5,377	9,218	12,904
19-522-000-0000-6152		Life Insurance- Employer	36	37	20	98	46
19-522-000-0000-6154		Long Term Disability- Employer	59	211	95	108	0
19-522-000-0000-6155		Long Term Disability- Employee	0	0	0	0	108
19-522-000-0000-6159		Pera Co- Or 7.25%	9,630	7,924	6,472	12,392	15,001
19-522-000-0000-6165		Fica- Employer 6.20%	10,301	10,466	6,104	10,244	12,401
19-522-000-0000-6208		Training/Education	0	45	0	0	0
19-522-000-0000-6217		Credit Card Fees	2,075	2,056	2,120	1,600	1,600
19-522-000-0000-6224		Permits/License/Field Trips	590	0	0	0	0
19-522-000-0000-6241		Registration Fee	0	3,529	160	4,200	3,600
19-522-000-0000-6267		Unemployment Compensation	0	0	0	500	500
19-522-000-0000-6353		Workers Compensation Insurance	2,719	3,492	3,778	3,598	3,598
19-522-000-0000-6405		Office & Computer Supplies	0	0	374	0	0
19-522-000-0000-6416		Education Supplies	11,398	7,303	5,554	6,265	4,785

# Aitkin County

## USER-SELECTED BUDGET REPORT



19 FUND Long Lake Conservation Center

Report Basis: Cash

<u>Account Number</u>		<u>Account Description</u>	2016 <u>Actuals</u> <u>Mo. 01 - 12</u>	2017 <u>Actuals</u> <u>Mo. 01 - 12</u>	2018 YTD <u>Actuals</u> <u>Mo. 01 - 07</u>	<u>ADOPTED</u> <u>2018</u>	<u>PROPOSED</u> <u>2019</u>
	19-522-000-0000-6430	Medical Supplies	669	246	216	200	200
	19-522-000-0000-6820	Refunds & Reimbursements	4,230	1,037	1,101	0	0
DEPT 522	LLCC Education	<b>Revenue</b>	543,746 -	559,142 -	287,130 -	569,305 -	569,768 -
		<b>Expend.</b>	209,949	214,692	137,676	219,430	262,175
		<b>Net</b>	333,797 -	344,450 -	149,454 -	349,875 -	307,593 -
523	DEPT LLCC Food						
	19-523-000-0000-5543	Special Milk Refunds	3,739 -	4,696 -	2,445 -	4,500 -	4,500 -
	19-523-000-0000-6101	Salaries- Full Time	46,861	48,745	28,914	49,379	49,670
	19-523-000-0000-6102	Wages- Part Time	23,416	18,831	12,300	23,776	23,801
	19-523-000-0000-6109	Salaries- Overtime	4,273	2,086	1,616	1,000	1,000
	19-523-000-0000-6124	Medicare- Employer 1.45%	1,064	982	606	1,075	1,080
	19-523-000-0000-6148	Employer Deduct Contribution- HS	3,000	3,260	1,902	3,260	3,260
	19-523-000-0000-6150	Health Insurance- Employer	8,544	12,085	7,191	12,328	12,794
	19-523-000-0000-6152	Life Insurance- Employer	62	62	35	66	60
	19-523-000-0000-6154	Long Term Disability- Employer	9	0	0	108	108
	19-523-000-0000-6159	Pera Co- Or 7.25%	5,591	5,182	3,152	5,111	5,585
	19-523-000-0000-6165	Fica- Employer 6.20%	4,548	4,198	2,590	4,598	4,617
	19-523-000-0000-6267	Unemployment Compensation	2,522	0	0	500	500
	19-523-000-0000-6353	Workers Compensation Insurance	1,752	1,410	1,331	1,214	1,214
	19-523-000-0000-6418	Groceries- Students	63,714	62,363	36,976	58,000	58,000
	19-523-000-0000-6420	Food Service Supplies	4,735	2,200	1,517	2,000	2,000
DEPT 523	LLCC Food	<b>Revenue</b>	3,739 -	4,696 -	2,445 -	4,500 -	4,500 -
		<b>Expend.</b>	170,091	161,404	98,130	162,415	163,689
		<b>Net</b>	166,352	156,708	95,685	157,915	159,189
524	DEPT LLCC Maintenance						
	19-524-000-0000-5840	Misc Receipts	0	60 -	0	0	75,000 -
	19-524-000-0000-6101	Salaries- Full Time	44,865	38,196	22,837	38,584	41,472
	19-524-000-0000-6102	Wages- Part Time	5,886	20,825	10,748	19,843	16,328
	19-524-000-0000-6109	Salaries- Overtime	986	479	298	600	600
	19-524-000-0000-6124	Medicare- Employer 1.45%	673	790	463	847	0
	19-524-000-0000-6148	Employer Deduct Contribution- HS	2,667	3,260	1,902	3,260	3,260
	19-524-000-0000-6150	Health Insurance- Employer	13,846	13,741	8,193	14,045	14,687
	19-524-000-0000-6152	Life Insurance- Employer	68	62	35	66	60
	19-524-000-0000-6154	Long Term Disability- Employer	40	109	51	108	90

JAS1  
8/24/18 5:35PM

19 FUND Long Lake Conservation Center

# Aitkin County

## USER- SELECTED BUDGET REPORT



Report Basis: Cash

<u>Account Number</u>			<u>2016</u>	<u>2017</u>	<u>2018 YTD</u>	<u>ADOPTED</u>	<u>PROPOSED</u>
<u>Account Description</u>			<u>Actuals</u>	<u>Actuals</u>	<u>Actuals</u>	<u>2018</u>	<u>2019</u>
			<u>Mo. 01 - 12</u>	<u>Mo. 01 - 12</u>	<u>Mo. 01 - 07</u>		
19- 524- 000- 0000- 6159	Pera Co- Or 7.25%		3,542	4,463	2,598	4,427	4,380
19- 524- 000- 0000- 6165	Fica- Employer 6.20%		2,878	3,380	1,978	3,660	3,621
19- 524- 000- 0000- 6267	Unemployment Compensation		200	0	991	500	500
19- 524- 000- 0000- 6272	Physical Examinations		0	110	0	0	0
19- 524- 000- 0000- 6302	Vehicle Maintenance		1,507	1,546	368	500	500
19- 524- 000- 0000- 6353	Workers Compensation Insurance		2,550	2,728	2,250	2,080	2,080
19- 524- 000- 0000- 6422	Janitorial Services/Supplies		9,356	8,561	6,502	11,500	7,500
19- 524- 000- 0000- 6511	Gas And Oil		585	806	655	500	750
19- 524- 000- 0000- 6590	Repair & Maintenance Supplies		12,677	10,396	5,517	7,500	7,500
DEPT 524	LLCC Maintenance	Revenue	0	60-	0	0	75,000-
		Expend.	102,326	109,452	65,386	108,020	103,328
		Net	102,326	109,392	65,386	108,020	28,328
525	DEPT LLCC Capital Improvement						
19- 525- 000- 0000- 5840	Capital Improvement Donations		5,293 -	9,928 -	50,750 -	14,400 -	0
19- 525- 000- 0000- 6600	Capital Outlay- Marcum Project		0	100	0	0	0
19- 525- 000- 0000- 6601	Capital Outlay- Non Marcum House		4,575	4,019	105,358	0	4,000
19- 525- 085- 0000- 5867	Rental Income- Cap Improv.Resider		1,800 -	7,200 -	8,400 -	0	14,400 -
19- 525- 085- 0000- 6600	Capital Improvement- Residential		0	384	862	0	0
DEPT 525	LLCC Capital Improvement	Revenue	7,093 -	17,128 -	59,150 -	14,400 -	14,400 -
		Expend.	4,575	4,503	106,220	0	4,000
		Net	2,518 -	12,625 -	47,070	14,400 -	10,400 -

# Aitkin County

## USER- SELECTED BUDGET REPORT



Report Basis: Cash

<u>Account Number</u>	<u>Account Description</u>	<u>2016</u> <u>Actuals</u> Mo. 01 - 12	<u>2017</u> <u>Actuals</u> Mo. 01 - 12	<u>2018 YTD</u> <u>Actuals</u> Mo. 01 - 07	<u>ADOPTED</u> <u>2018</u>	<u>PROPOSED</u> <u>2019</u>
520 DEPT Parks						
21- 520- 000- 0000- 5001	Taxes	14,582 -	14,591 -	8,463 -	15,000 -	15,000 -
21- 520- 000- 0000- 5201	MV Credit MS Statute 273.1384	203 -	203 -	0	0	0
21- 520- 000- 0000- 5203	Disaster Abatement Credit	1 -	2 -	0	0	0
21- 520- 000- 0000- 5208	Tax Abatement	101 -	0	0	0	0
21- 520- 000- 0000- 5209	Disparity Reduction Aid	12 -	12 -	0	0	0
21- 520- 000- 0000- 5216	Taconite Credit- Current	362 -	356 -	0	0	0
21- 520- 000- 0000- 5251	In Lieu Apportionments & Receipts	156 -	154 -	0	0	0
21- 520- 000- 0000- 5252	Forf Tax Sales Apportionment	197,278 -	131,175 -	70,916 -	113,633 -	71,102 -
21- 520- 000- 0000- 5256	Intgov Rev Dnr- Public Access Main	5,700 -	3,800 -	0	3,800 -	3,800 -
21- 520- 000- 0000- 5330	State Grants- Other	0	18,810 -	0	0	0
21- 520- 000- 0000- 5396	Trail Grants- State	477,074 -	372,170 -	267,924 -	325,000 -	325,000 -
21- 520- 000- 0000- 5398	Trail Grants- Federal	0	19,889 -	0	0	0
21- 520- 000- 0000- 5510	Co. Parks Campground Fees	24,666 -	24,197 -	14,606 -	25,000 -	25,000 -
21- 520- 000- 0000- 5840	Misc Receipts	10,000 -	4,567 -	34 -	0	0
21- 520- 000- 0000- 5866	Co Auction Proceeds	3,059 -	0	0	0	0
21- 520- 000- 0000- 6101	Salaries- Full Time	43,962	41,513	24,644	40,013	37,975
21- 520- 000- 0000- 6102	Salaries- Part Time	7,116	13,623	4,904	34,686	20,518
21- 520- 000- 0000- 6109	Overtime- Salaries	517	252	0	0	0
21- 520- 000- 0000- 6124	Medicare Employer	729	788	425	1,000	551
21- 520- 000- 0000- 6148	Employer Deduct Contribution- HS/	3,075	2,260	1,130	2,260	2,750
21- 520- 000- 0000- 6150	Health Insurance- Employer	5,949	6,039	3,072	4,543	0
21- 520- 000- 0000- 6152	Life Insurance- Employer	50	25	16	66	60
21- 520- 000- 0000- 6159	Pera Co	3,330	3,132	1,831	5,200	2,848
21- 520- 000- 0000- 6165	Fica- Employer	3,119	3,368	1,819	4,200	2,354
21- 520- 000- 0000- 6205	Postage	196	90	0	0	0
21- 520- 000- 0000- 6208	Training/Education	409	20	0	0	0
21- 520- 000- 0000- 6230	Printing, Publishing & Adv	532	0	0	0	0
21- 520- 000- 0000- 6231	Services, Labor, Contracts	79,874	45,219	36,790	25,000	25,000
21- 520- 000- 0000- 6240	Dues/Assoc Fees	0	396	635	0	0
21- 520- 000- 0000- 6243	License Fee	1,000	1,461	1,027	0	0
21- 520- 000- 0000- 6250	Telephone	547	538	276	0	0
21- 520- 000- 0000- 6254	Utilities	9,357	9,324	13,559	10,000	9,000
21- 520- 000- 0000- 6330	Transportation & Travel	1,407	0	0	0	0
21- 520- 000- 0000- 6350	Per Diem	1,492	0	0	0	0
21- 520- 000- 0000- 6352	Insurance	2,631	2,472	2,273	2,328	2,500

JAS1  
 8/24/18 5:35PM  
 21 FUND Parks

# Aitkin County

## USER- SELECTED BUDGET REPORT



Report Basis: Cash

<u>Account Number</u>	<u>Account Description</u>	2016 <u>Actuals</u> <u>Mo. 01 - 12</u>	2017 <u>Actuals</u> <u>Mo. 01 - 12</u>	2018 YTD <u>Actuals</u> <u>Mo. 01 - 07</u>	<u>ADOPTED</u> <u>2018</u>	<u>PROPOSED</u> <u>2019</u>
21- 520- 000- 0000- 6353	Workers Compensation Insurance	406	2,572	2,088	1,543	3,000
21- 520- 000- 0000- 6361	Road Construction Service	0	0	514	10,000	3,500
21- 520- 000- 0000- 6374	Auto & Trailer License	144	17	112	0	0
21- 520- 000- 0000- 6405	Office Supplies	900	2,346	257	0	0
21- 520- 000- 0000- 6406	Field Supplies	22,392	12,062	11,140	15,000	1,500
21- 520- 000- 0000- 6511	Gas And Oil	14,034	12,942	3,907	15,000	10,000
21- 520- 000- 0000- 6590	Repair & Maintenance Supplies	85,725	10,621	3,078	0	0
21- 520- 000- 0000- 6610	Equipment	0	10,666	0	0	0
21- 520- 000- 0000- 6802	Trail Grants- State	418,251	192,882	287,482	300,000	300,000
21- 520- 000- 0000- 6808	State Grant- Other	0	16,795	0	0	0
21- 520- 000- 0000- 6820	Refunds & Reimbursements	0	1,122	217 -	0	0
21- 520- 000- 0000- 6900	Transfers to Other Funds	0	0	0	0	60,000
<b>DEPT 520 Parks</b>	<b>Revenue</b>	<b>733,194 -</b>	<b>589,926 -</b>	<b>361,943 -</b>	<b>482,433 -</b>	<b>439,902 -</b>
	<b>Expend.</b>	<b>707,144</b>	<b>392,545</b>	<b>400,762</b>	<b>470,839</b>	<b>481,556</b>
	<b>Net</b>	<b>26,050 -</b>	<b>197,381 -</b>	<b>38,819</b>	<b>11,594 -</b>	<b>41,654</b>
<b>Final Totals</b>	<b>Revenue</b>	<b>40,771,328 -</b>	<b>36,756,793 -</b>	<b>29,875,612 -</b>	<b>37,331,719 -</b>	<b>34,578,305 -</b>
	<b>Expend.</b>	<b>44,200,025</b>	<b>37,505,624</b>	<b>20,074,693</b>	<b>38,224,372</b>	<b>34,400,419</b>
	<b>Net</b>	<b>3,428,697</b>	<b>748,831</b>	<b>9,800,919 -</b>	<b>892,653</b>	<b>177,886 -</b>

# Aitkin County Board of Commissioners Board Meeting Attendance Record

Date: August 28, 2018

Name	Please check the boxes that apply.		
	Aitkin County Citizen	Aitkin County Employee	Company Representative – please list.
Bob Alarum	✓		MYSELF
Kari Fox	✓		NEMOTT
John Hopple	✓		
G. J. Johnson	✓		for me & others
Pat MacCann	✓		
Mike Dangers		✓	